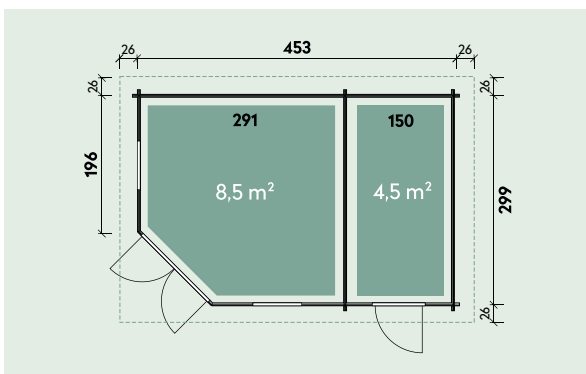


Technische Daten



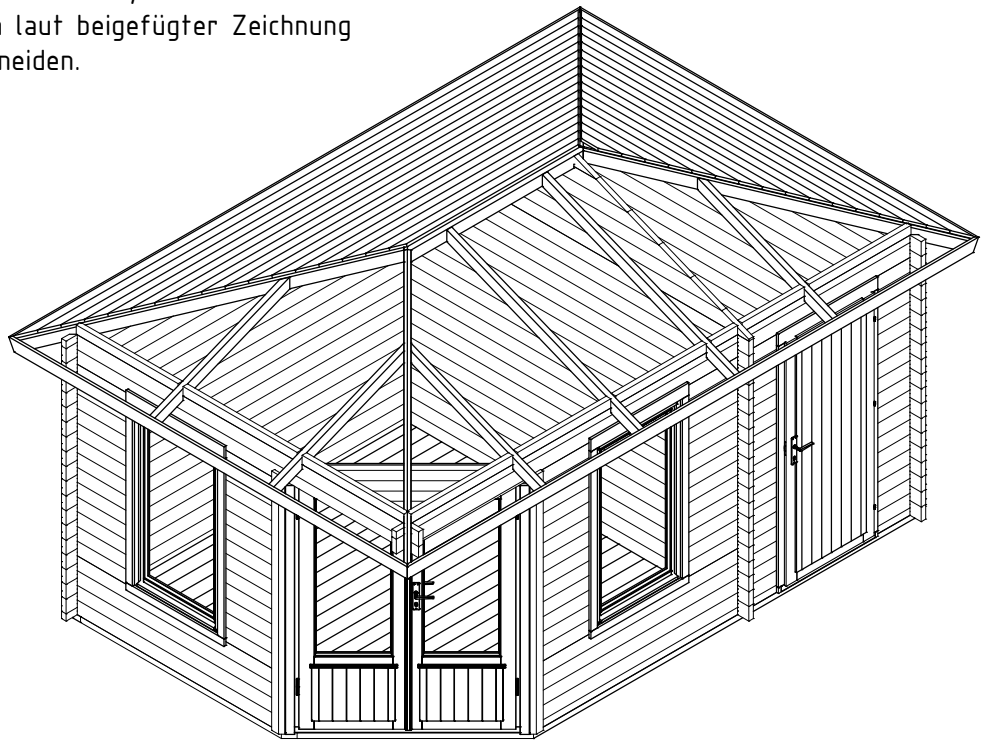
Artikelnummer:

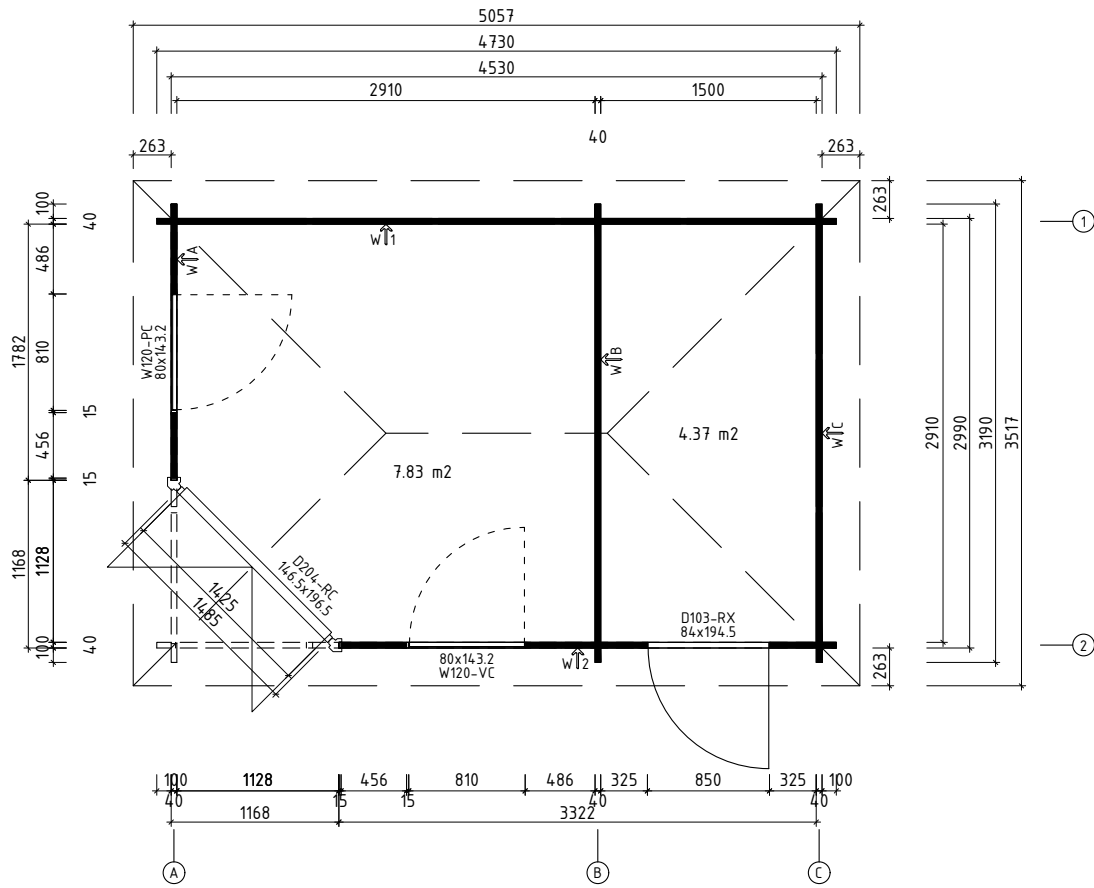
536 050



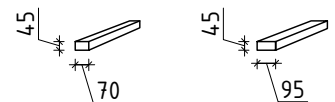
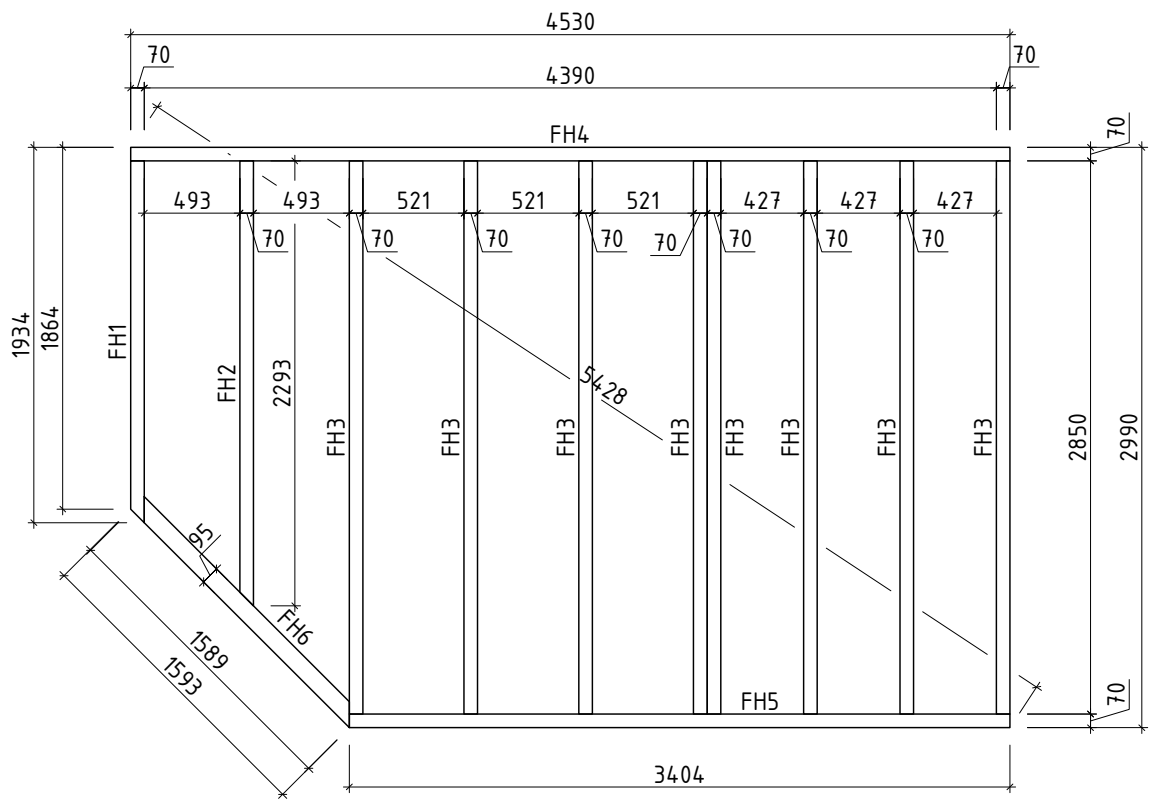
Kontrolliert durch:

Das Haus lässt sich auch spiegelverkehrt aufbauen.
Darum ist es erforderlich, die Fussbodenbretter im
Eingangsbereich laut beigefügter Zeichnung
selbst zuzuschneiden.








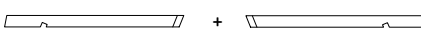
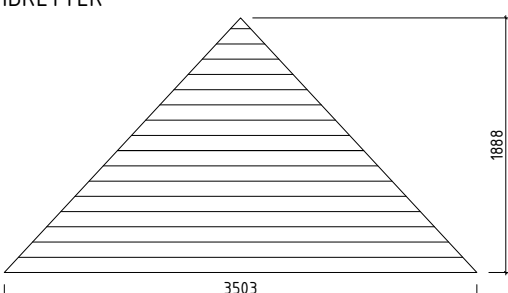
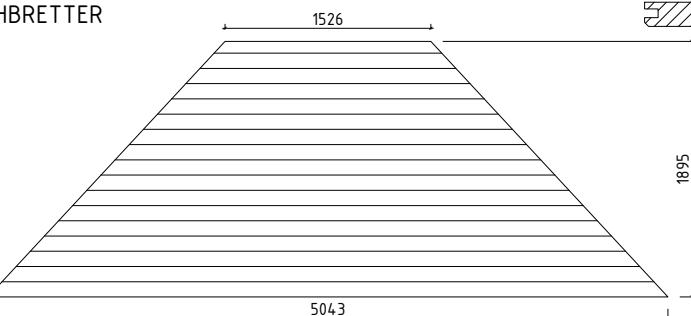
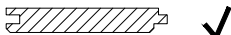










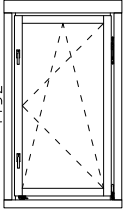
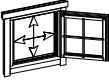

Wir empfehlen als Fundament für Ihr Gartenhaus eine vollflächig festgegründete, gepflasterte oder betonierte Fläche. Wahlweise ist auch ein Punkt- oder Streifenfundament möglich.

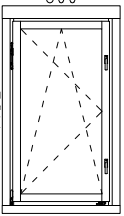
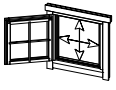





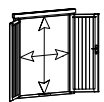













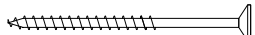
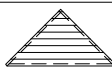



Nr.		Stck.	Profil (mm)	Länge (mm)
001		2	40x57	4730
002		19	40x114	4730
003		1	40x57	4730
005		2	40x114	3190
006		37	40x114	3190
007		1	40x114	3190
009		1	40x57	2147
010		4	40x114	2147
012		4	40x114	1922
014		2	40x72	1020
016		✓ 4+4	40x72	910
017		13	40x114	851
018		2	40x72	831
019		2	40x72	810
020		13	40x114	626
021		2	40x72	555
022		17	40x114	465
023		1	40x57	465
024		26	40x114	456
025		2	40x72	236
WB-1		1		
FH6		1	95x45	1589
FH4		1	70x45	4530
FH5		1	70x45	3404

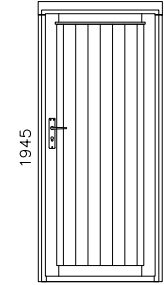
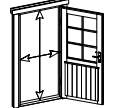
Nr.		Stck	Profil (mm)	Länge (mm)
FH3	FUNDAMENTHÖLZER (imprägniert) 	8	70x45	2850
FH2	FUNDAMENTHÖLZER (imprägniert)  45°	1	70x45	2292
FH1	FUNDAMENTHÖLZER (imprägniert)  45°	1	70x45	1864
LE1	LEISTE 	4	15x40	1472
SPR1	SPARREN 	4	44x85	1879
FPP1	FIRSTPFETTEN  1486 76	1	62x105	1602
GSP1	GRATSPARREN 	4	44x94	2564
SFT1	SCHIFTER 	4+4	44x85	1329
	DACHBRETTER 	2	113x18	
	DACHBRETTER 	2	113x18	
	FUSSBODENBRETTER 	26+1	113x18	2905
	FUSSBODENBRETTER 	26	113x18	1495
	FUSSBODENLEISTEN 	✓	18x40	22,0 lfdm
T02-1	TRAUFENBRETTER 18x120 	✓	18x120	3615
T02-2	TRAUFENBRETTER 18x120 	✓	18x120	5155
SM-1	Sturmleisten 	4	18x40	2050
SH	Schlaghölzer 	3		

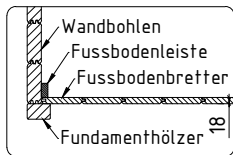
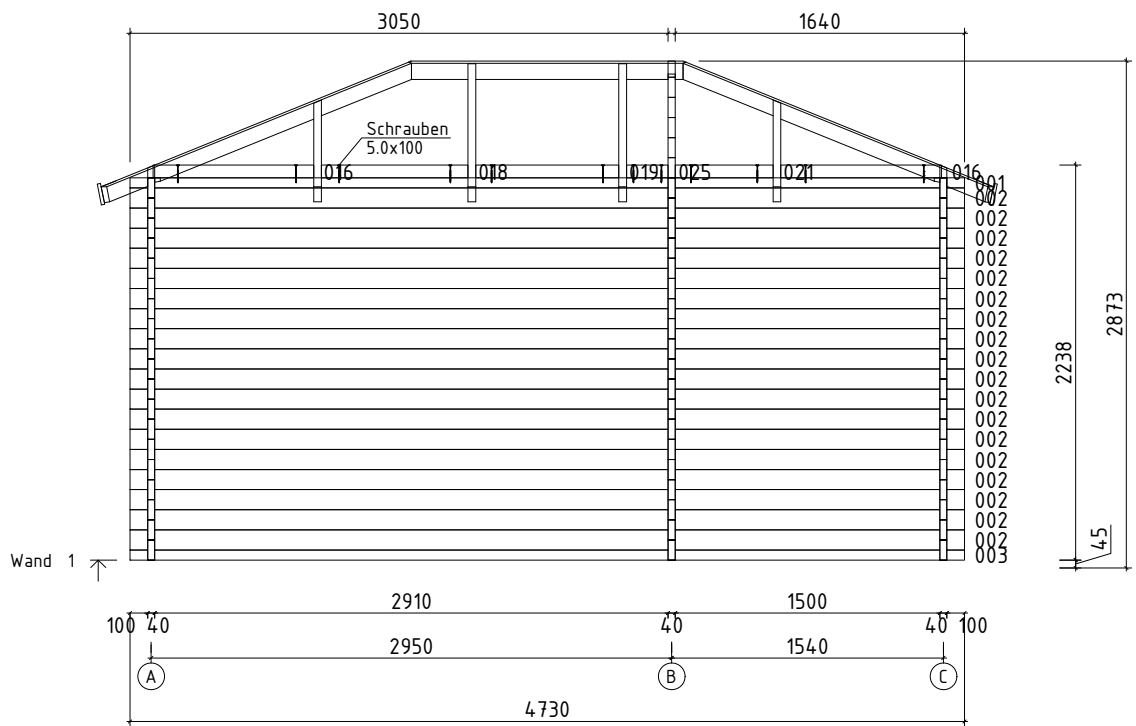
Nr.		Stck.	Profil (mm)	Länge (mm)
NG2 550	NÄGEL 2.5x50 Dachbretter	664		
NG2 550	NÄGEL 2.5x50 Fussbodenbretter	520		
SR3 030	SCHRAUBEN 3.0x30 Fussbodenleisten	44		
SR3 545	SCHRAUBEN 3.5x45 Leiste LE1	52		
SR3 545	SCHRAUBEN 3.5x45 Traufenbretter	40		
SR55	SCHRAUBEN 5.0x70 SPR1, GSP1, SFT1 Pos 009 und 012 (1. Bohlenreihe neben die Tür)	20		
SR57	SCHRAUBEN 5.0x100 SPR1, GSP1, SFT1	16		
SR5 0100	SCHRAUBEN 5.0x100 Fundamenthölzer	52		
SR5 0100	SCHRAUBEN 5.0x100 Pos 016,018,019,021,025,014,001,007	41		
SS024	Schloßschrauben M8x70 Mutter M8 U-Scheibe Ø25 - Befestigung für Sturmleisten	12		
	✓ - bitte selber anpassen (falls nötig)!			

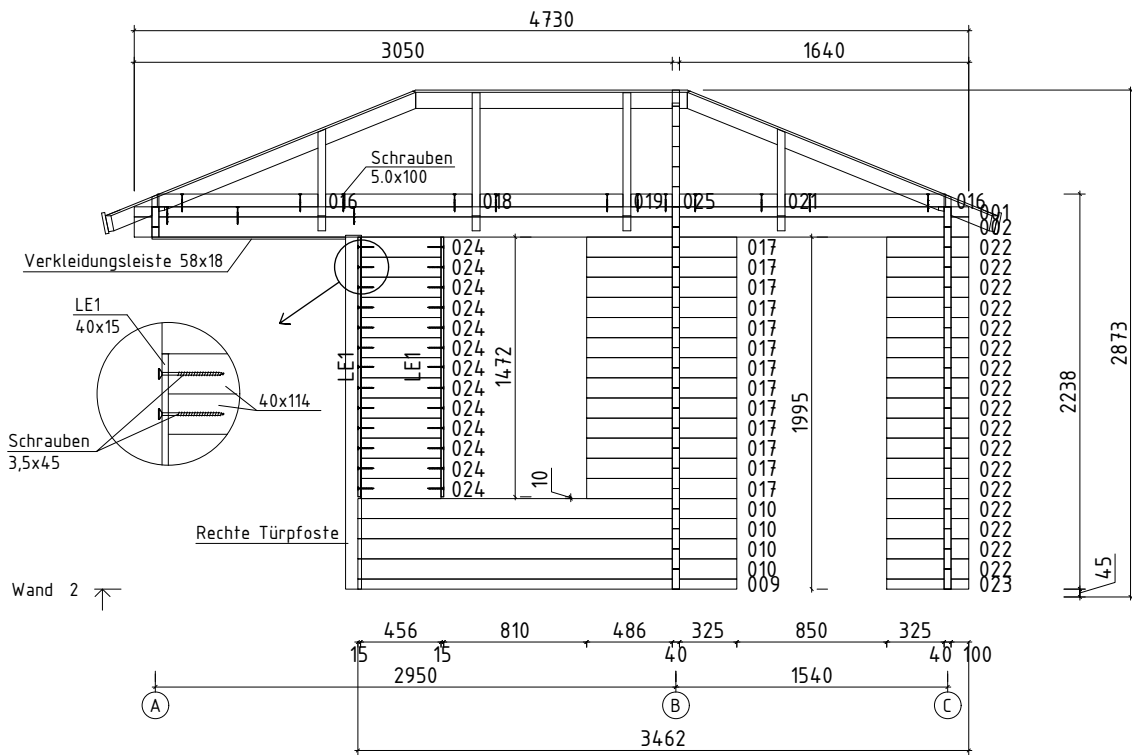
Nr.		Stck.	Profil (mm)	Länge (mm)
	<p style="text-align: center;">FENSTER 800x1432 W2-S40P-0XC-08001432</p> <p>Q2 W120-PC 800</p>  <div style="display: flex; flex-direction: column; align-items: flex-end;"> <div style="border: 1px solid black; border-radius: 5px; padding: 2px; width: 100px;"> Right handed/ DIN rechts paremakäeline </div> <div style="border: 1px solid black; border-radius: 5px; padding: 2px; width: 100px;"> Clear opening/ durchgangsmaß/ ava suurus 686x1309mm  </div> <div style="border: 1px solid black; border-radius: 5px; padding: 2px; width: 100px;"> Clear float glass klares Floatglas kirgas klaas 629x1251mm  </div> </div>	1		
AL-Q 2-Q3	Q2-Q3 Window handle - Fenstergriff - Aknalink	2		

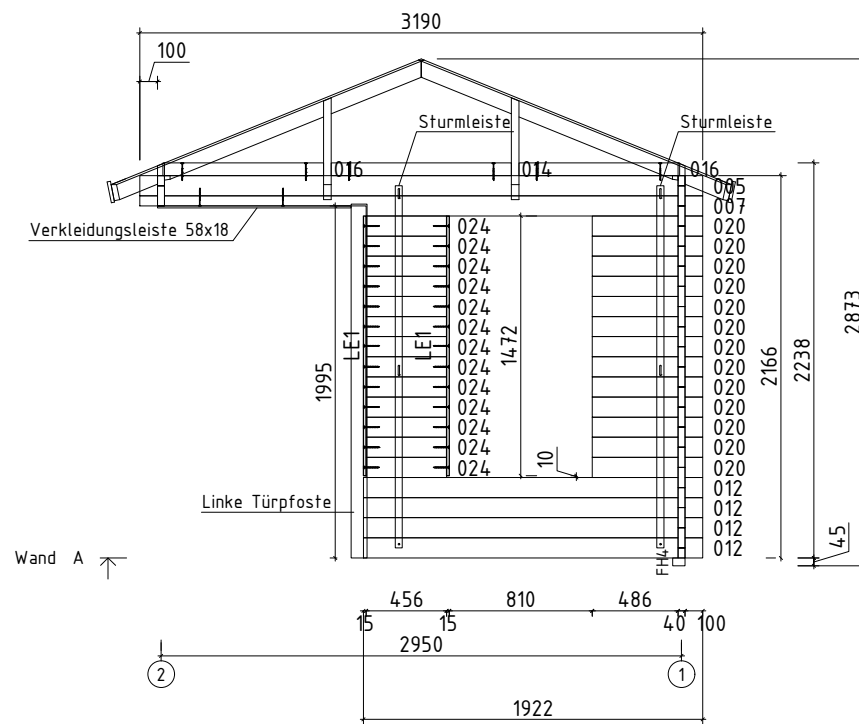
Nr.		Stck.	Profil (mm)	Länge (mm)
	<p style="text-align: center;">FENSTER 800x1432 W2-S40V-0XC-08001432</p> <div style="display: flex; justify-content: space-between; align-items: center;"> <div data-bbox="392 421 555 450">Q2 W120-VC</div> <div data-bbox="675 421 960 472" style="border: 1px solid black; border-radius: 10px; padding: 2px;"> Left handed/ DIN links vasakukäeline </div> </div> <div style="display: flex; justify-content: space-between; align-items: center; margin-top: 10px;"> <div data-bbox="411 465 555 680" style="text-align: center;"> 800  1432 </div> <div data-bbox="675 479 960 589" style="border: 1px solid black; border-radius: 10px; padding: 2px;"> Clear opening/ durchgangsmaß/ ava suurus 686x1309mm  </div> </div> <div style="display: flex; justify-content: space-between; align-items: center; margin-top: 10px;"> <div data-bbox="675 613 826 703" style="border: 1px solid black; border-radius: 10px; padding: 2px;"> Clear float glass klares Floatglas kingas klaas </div> <div data-bbox="839 600 960 725" style="border: 1px solid black; border-radius: 10px; padding: 2px; text-align: center;">  629x1251mm </div> </div>	1		
AL-Q 2-Q3	Q2-Q3 Window handle - Fenstergriff - Aknalink 	2		

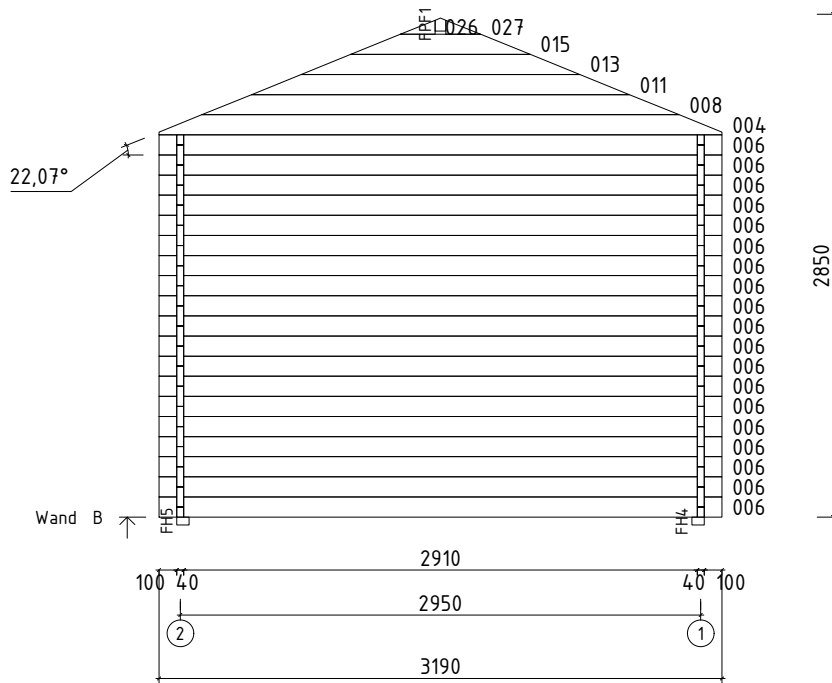
Nr.		Stck.	Profil (mm)	Länge (mm)
	<p style="text-align: center;">TÜR 1465x1965 D2-M40R-7XC-14651965</p> <p>Q2 D204-RC 1465</p>  <div style="display: flex; justify-content: space-between;"> <div style="width: 45%;"> <p>Right handed / DIN rechts / paremakäeline</p> <p>Clear opening/ durchgangsmaß/ ava suurus 1337x1857mm</p> <p>Clear float glass klares Floatglas kingas klaas 4 92x1230mm</p> </div> <div style="width: 45%;">   </div> </div>	1		
DzT40-01-1	CD- cover strip for door - ET- Deckbrett zum Tür - NU- Katteliist ukse kohale 40 	1	18x40	1585
P9L1-01-1	CD- left hand doorpost - ET- linke Türpfoste - NU- vasak uksepost 40 	1	90x90	2005
P9R1-01-1	CD- right hand doorpost - ET- rechte Türpfoste - NU- parem uksepost 40 	1	90x90	2005
VK1-01-1	CD- trim strips for canopy element - ET- 45° Verkleidungsleisten für Vordachelement - NU- Katteliistud varikatusele 58  ✓	2	58x18	1110
PL1-1	Trims - Rahmenleisten - Piirdeliistud 18x40  ✓	1	18x40	1540
PL2-1	Trims - Rahmenleisten - Piirdeliistud 18x58  ✓	4	18x58	1945
PL3-1	Trims - Rahmenleisten - Piirdeliistud 18x95  ✓	1	18x95	1540
SR25-15-01	2.5x15 Locking plate - Schließblech - Riivi vastus 01 Q2-Q3 	2		
SR35-45-05	3.5x45 Canopy element - Vordachelement - Varikatus 	6		
SR35-45-03	3.5x45 Cover strip - Deckbrett - Katteliist ukse kohale 	3		
SR35-45-04	3.5x45 Trim strips - Verkleidungsleiste - Katteliist varikatusele 	6		
SR35-45-01	3.5x45 Trims - Rahmleisten - Piirdeliistud 	24		
SR50-90-01	5.0x90 Door frames - Türrahmen - Ukselengid 	8		
VE1-01	CD- canopy element - ET- Vordachelement - NU- Varikatus uksele 14.35x74.5 	1		
RV01	Locking plate - Schließblech - Riivi vastus 01 Q2-Q3 	1		
UL-Q2-Q3	Q2-Q3 Door handle - Türgriff - Ukselink 	1		
LS-Q4	Q4 Cylinder lock - Zylinderschloss - Lukusüdamik 	1		

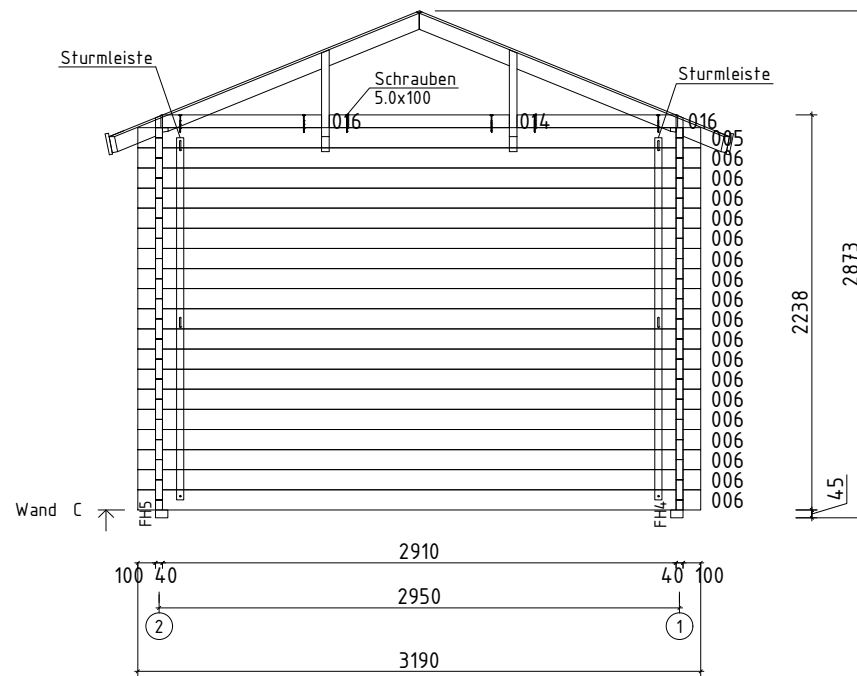
Nr.		Stck.	Profil (mm)	Länge (mm)
	<p style="text-align: center;">TÜR 840x1945 D2-S40R-XXX-08401945</p> <div style="display: flex; justify-content: space-between; align-items: flex-start;"> <div style="text-align: center;"> <p>Q2 D103-RX 840</p>  </div> <div style="border: 1px solid black; padding: 5px; width: 150px;"> <p>Right handed / DIN rechts / paremakäeline</p> </div> <div style="border: 1px solid black; padding: 5px; width: 150px;"> <p>Clear opening / durchgangsmaß / ava suurus 752x1857mm</p>  </div> </div>	1		
UL-Q 2-Q3	Q2-Q3 Door handle - Türgriff - Ukselink	1		
LS-Q4	Q4 Cylinder lock - Zylinderschloss - Lukusüdamik	1		

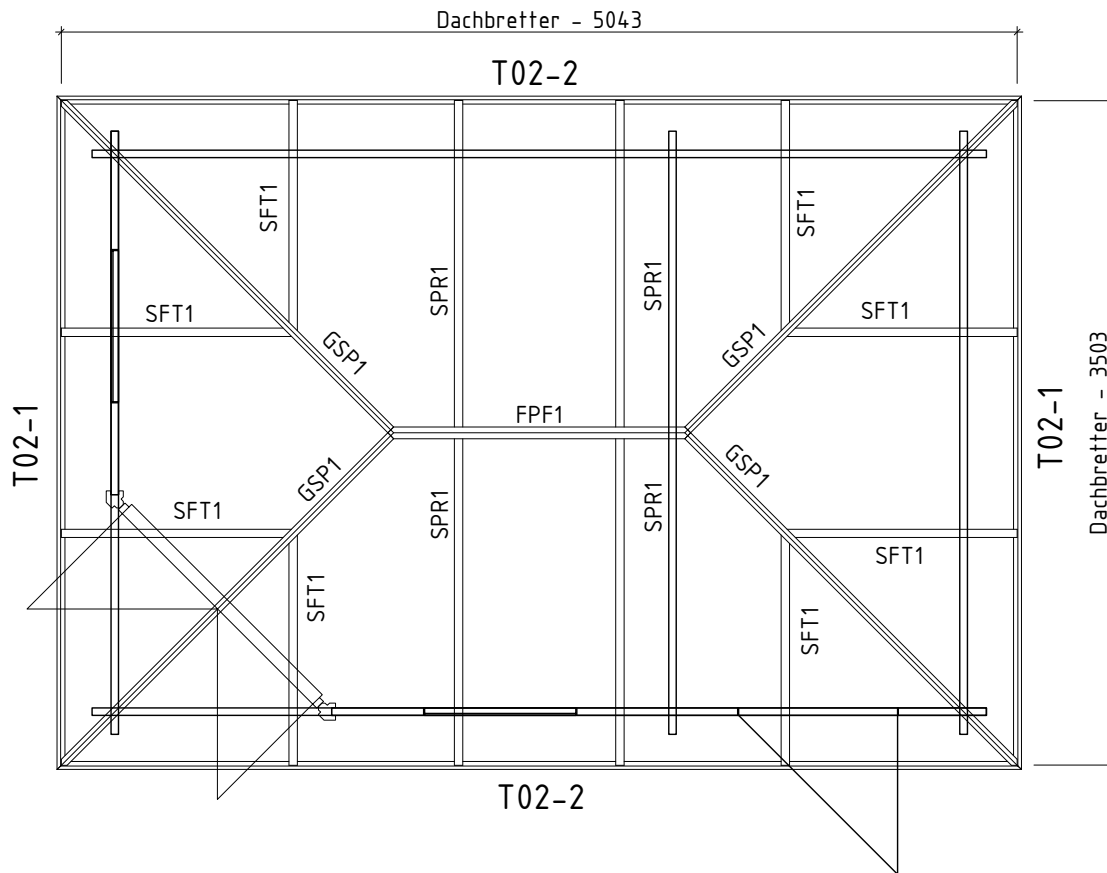












Zuschneiden der Fussbodenbretter 113x18mm

