

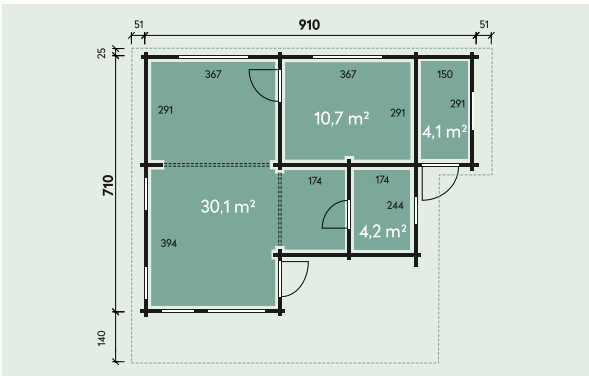
Technische Daten



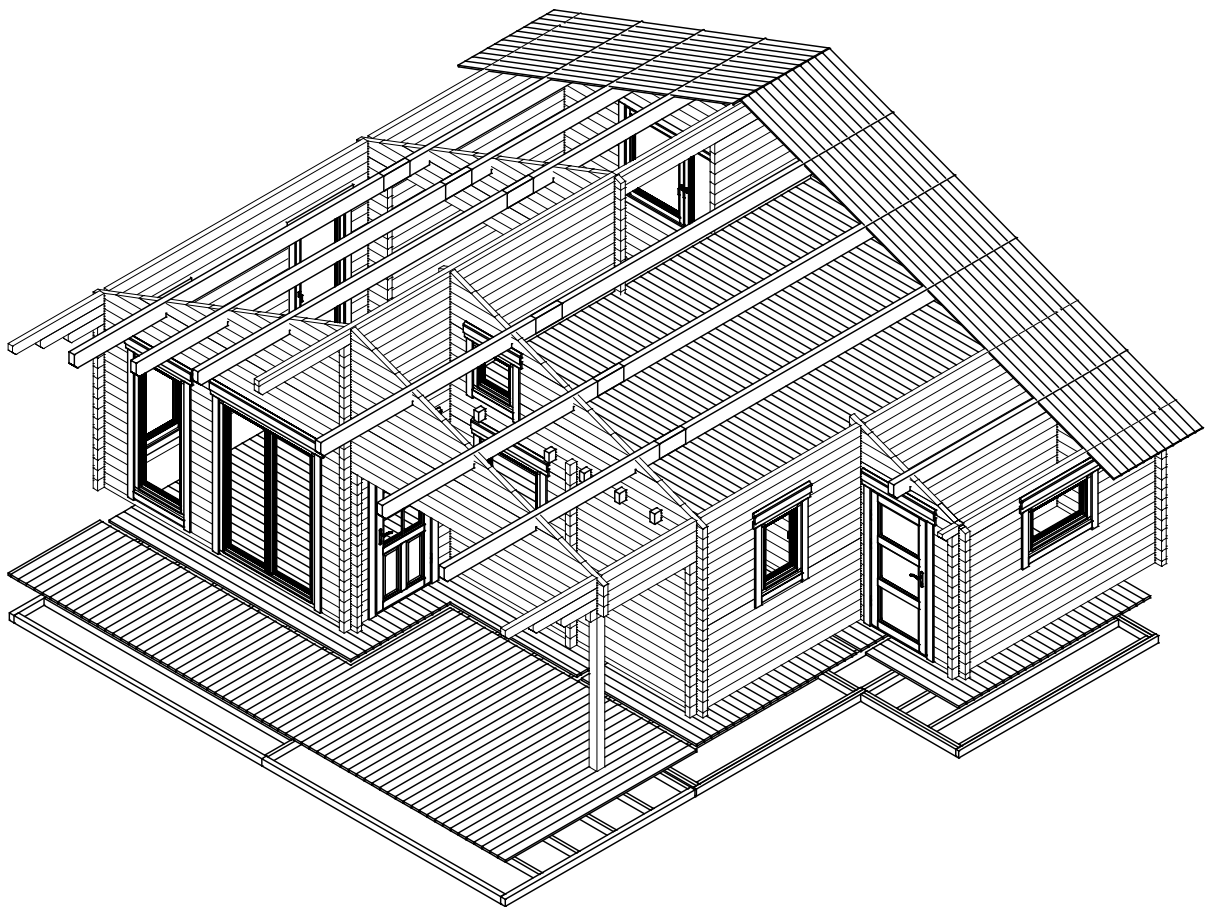
Fenster und Türen durch Kunden farblich behandelt.

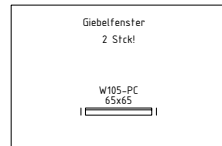
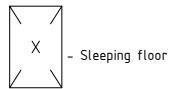
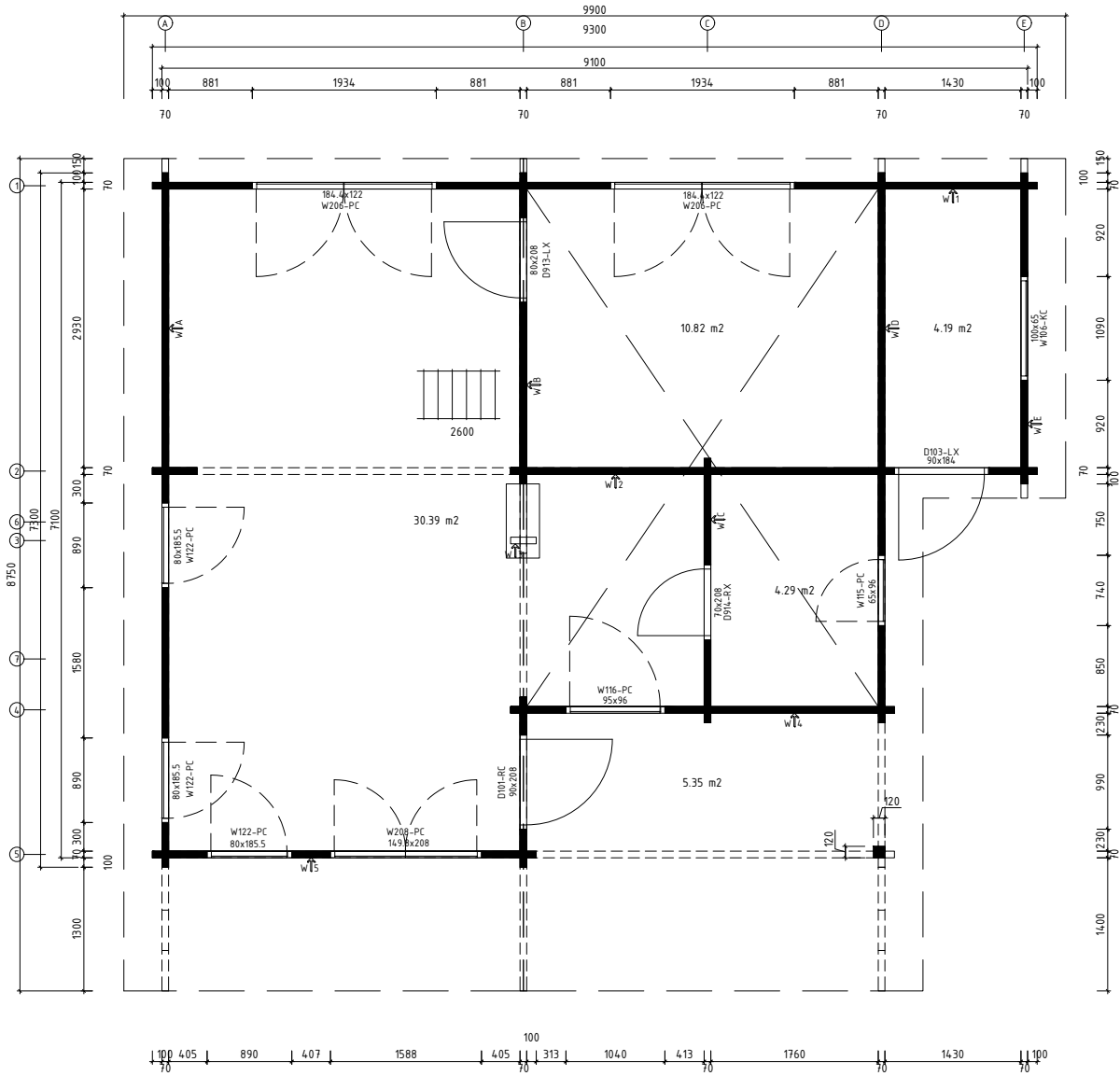
Artikelnummer:

580 180



Kontrolliert durch:

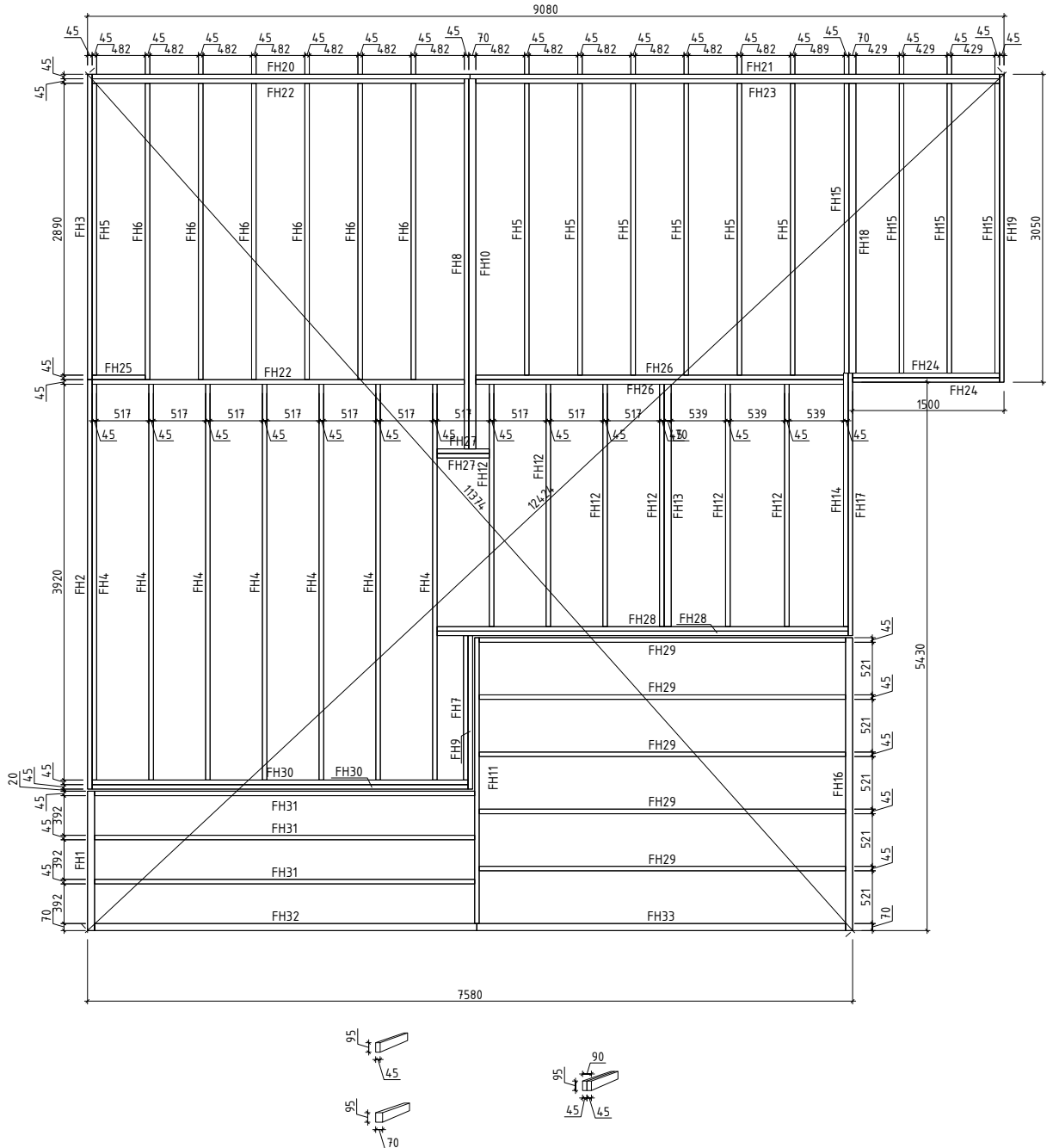


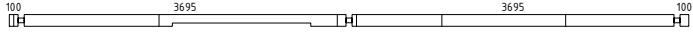


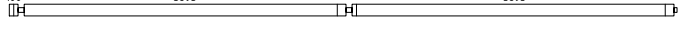
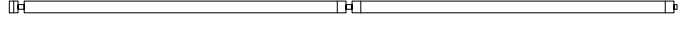














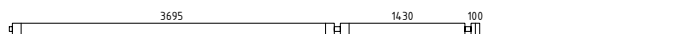

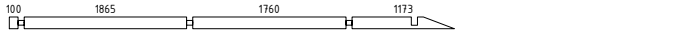





* Fenster und Türen sind ohne Sprossen

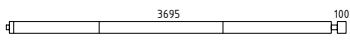

















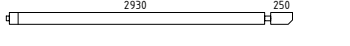
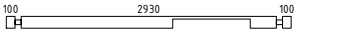
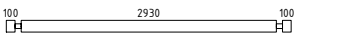
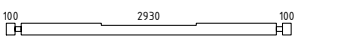



Q6 - Qualitätsklasse für Fenster und Türen




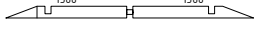


















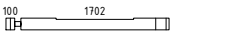


Wir empfehlen als Fundament für Ihr Gartenhaus eine vollflächig festgegründete, gepflasterte oder betonierte Fläche. Wahlweise ist auch ein Punkt- oder Streifenfundament möglich.

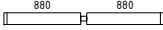
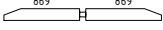
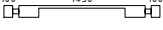











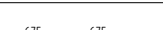



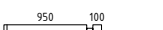
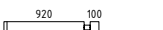

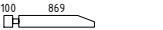

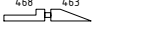




























Pos		Stck	Profil (mm)	Länge (mm)
001		1	70x135	7800
002		1	70x135	7750
003		1	70x135	7750
004		1	70x135	7665
005		2	70x135	7665
006		1	70x135	7300
007		1	70x135	7300
008		1	70x135	7300
009		1	70x135	7105
010		1	70x135	5795
011		8	70x135	5780
012		1	70x135	5645
013		1	70x135	5582
014		1	70x135	5582
015		1	70x135	5535
016		1	70x135	5465
017		1	70x67	5465
018		1	70x135	5465
019		1	70x135	5464
020		1	70x135	5400
021		3	70x135	5400
022		1	70x68	5400
023		1	70x135	5108
024		1	70x135	5040
025		1	70x135	5040







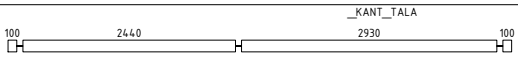
















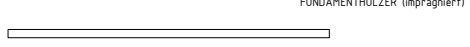

Pos		Stck	Profil (mm)	Länge (mm)
026		1	70x135	4973
027		1	70x135	4615
028		1	70x135	4480
029		1	70x135	4403
030		1	70x135	4300
031		7	70x135	4300
032		1	70x135	4300
033		1	70x135	4263
034		1	70x135	4165
035		1	70x135	4165
036		1	70x135	4165
037		1	70x135	4035
038		1	70x135	4035
039		1	70x135	4035
040		1	70x135	4035
041		8	70x135	4035
042		1	70x135	4035
043		1	70x68	4035
044		1	70x68	4035
045		13	70x135	4035
046		1	70x135	4020
047		6	70x135	4020
048		1	70x135	3908
049		1	70x135	3900
050		1	70x135	3900
























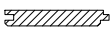

Pos		Stck	Profil (mm)	Länge (mm)
051		2	70x135	3900
052		1	70x135	3900
053		5	70x135	3900
054		1	70x135	3900
055		1	70x135	3900
056		1	70x135	3900
057		1	70x68	3900
058		1	70x135	3887
059		1	70x135	3695
060		1	70x135	3687
061		1	70x105	3570
062		1	70x135	3552
063		1	70x135	3552
064		2	70x135	3470
065		11	70x135	3470
066		1	70x135	3285
067		1	70x67	3285
068		1	70x135	3285
069		1	70x135	3270
070		8	70x135	3270
071		1	70x135	3270
072		5	70x135	3135
073		1	70x135	3126
074		1	70x135	3126
075		1	70x135	2955

Pos		Stck	Profil (mm)	Länge (mm)
076		1	70x135	2926
077		1	70x135	2926
078		1	70x135	2842
079		1	70x135	2842
080		1	70x135	2822
081		1	70x135	2780
082		1	70x135	2780
083		1	70x135	2780
084		1	70x135	2640
085		8	70x135	2640
086		1	70x135	2622
087		1	70x135	2550
088		7	70x135	2550
089		1	70x135	2479
090		1	70x135	2477
091		1	70x135	2477
092		7	70x135	2413
093		1	70x135	2182
094		1	70x135	1982
095		1	70x135	1911
096		1	70x135	1911
097		6	70x135	1910
098		1	70x68	1872
099		1	70x135	1872
100		1	70x135	1831



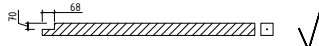






















Pos		Stck.	Profil (mm)	Länge (mm)
101		8	70x135	1831
102		2	70x135	1807
103		1	70x135	1790
104		1	70x135	1716
105		1	70x135	1716
106		1	70x135	1716
107		1	70x135	1716
108		1	70x135	1655
109		2	70x135	1635
110		4	70x135	1635
111		2	70x135	1635
112		3	70x135	1635
113		13	70x135	1580
114		1	70x135	1556
115		1	70x135	1556
116		2	70x135	1421
117		1	70x135	1412
118		1	70x135	1412
119		1	70x135	1208
120		15	70x135	1120
121		10	70x135	1090
122		9	70x135	1050
123		2	70x135	1039
124		7	70x135	1020
125		1	70x135	1001


























Pos		Stck.	Profil (mm)	Länge (mm)
126		15	70x135	870
127		2	70x135	845
128		1	70x135	772
129		1	70x135	772
130		2	70x122	710
131		7	70x135	583
132		14	70x135	575
133		1	70x68	575
134		15	70x135	575
135		1	70x68	510
136		13	70x135	510
137		2	70x122	490
138		33	70x135	470
139		10	70x135	470
140		4	70x135	470
141		3	70x135	470
142		1	70x68	470
143		4	70x68	468
144		10	70x135	407
145		4	70x135	407
146		30	70x135	400
147		6	70x128	336
148		1	70x106	278
149		1	70x68	270
150		8	70x135	270













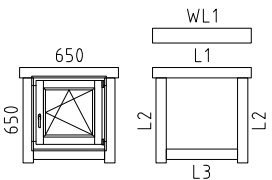
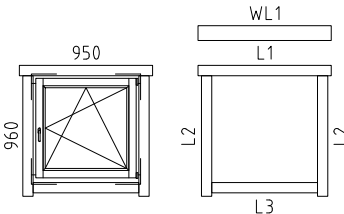
Pos		Stck.	Profil (mm)	Länge (mm)
151		1	70x68	270
152		1	70x68	251
153		6	70x81	214
154		1	70x68	146
155		6	70x35	92
156		2	70x26	68
ÜT1		6	70x135	5780
FH32		1	70x95	3788
FH10		1	70x95	3665
FH33		1	70x95	3652
FH16		1	70x95	2900
FH18		1	70x95	2870
FH13		1	70x95	2400
FH1		1	70x95	1380
FH21		1	45x95	5245
FH23		1	45x95	5188
FH28		2	45x95	4072
FH2		1	45x95	4055
FH4		7	45x95	3920
FH31		3	45x95	3765
FH20		1	45x95	3745
FH30		2	45x95	3725
FH22		2	45x95	3688
FH8		1	45x95	3665
FH26		2	45x95	3643

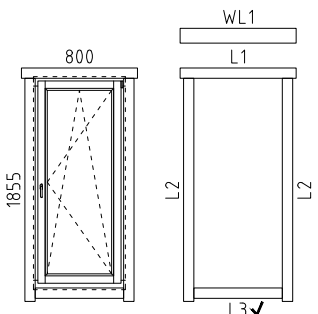
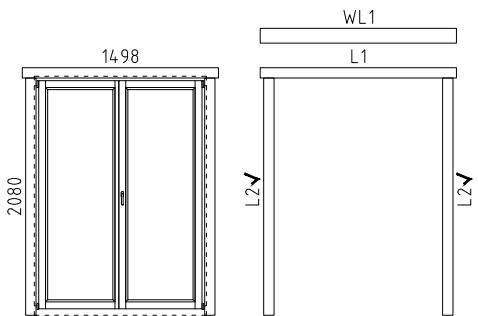
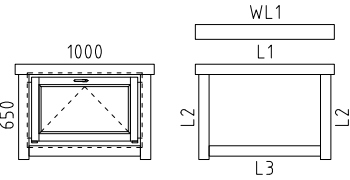
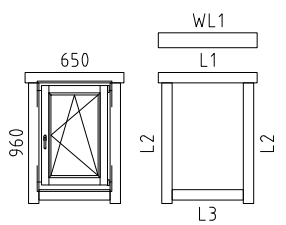
Pos		Stck	Profil (mm)	Länge (mm)
FH29	FUNDAMENTHÖLZER (imprägniert) 	5	45x95	3630
FH19	FUNDAMENTHÖLZER (imprägniert) 	1	45x95	3050
FH3	FUNDAMENTHÖLZER (imprägniert) 	1	45x95	3025
FH6	FUNDAMENTHÖLZER (imprägniert) 	6	45x95	2935
FH5	FUNDAMENTHÖLZER (imprägniert) 	7	45x95	2890
FH15	FUNDAMENTHÖLZER (imprägniert) 	4	45x95	2870
FH11	FUNDAMENTHÖLZER (imprägniert) 	1	45x95	2830
FH17	FUNDAMENTHÖLZER (imprägniert) 	1	45x95	2600
FH14	FUNDAMENTHÖLZER (imprägniert) 	1	45x95	2510
FH12	FUNDAMENTHÖLZER (imprägniert) 	6	45x95	2400
FH9	FUNDAMENTHÖLZER (imprägniert) 	1	45x95	1520
FH24	FUNDAMENTHÖLZER (imprägniert) 	2	45x95	1455
FH7	FUNDAMENTHÖLZER (imprägniert) 	1	45x95	1430
FH25	FUNDAMENTHÖLZER (imprägniert) 	1	45x95	527
FH27	FUNDAMENTHÖLZER (imprägniert) 	2	45x95	517
DT2	DECKENTRÄGER 	2	44x65	2930
DT1	DECKENTRÄGER 	2	44x65	2440
TH1	THEKE 	1	350x50	780
PF4	PFETTEN 	3	80x200	5460
PF1	PFETTEN 	3	80x200	5130
PF2	PFETTEN 	3	80x200	4020
PF3	PFETTEN 	3	80x200	3690
PF5	PFETTEN 	1	80x200	3570
	DACHBRETTER  ✓		113x18	210.0 lfm
	DACHBRETTER 	124	113x18	4493

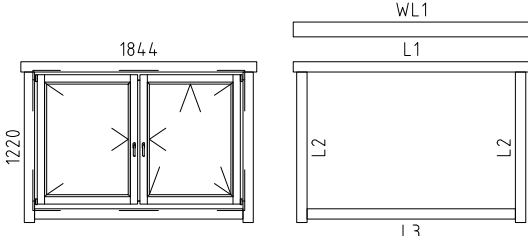
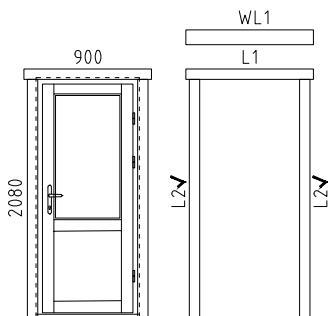
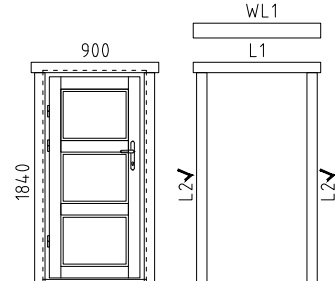
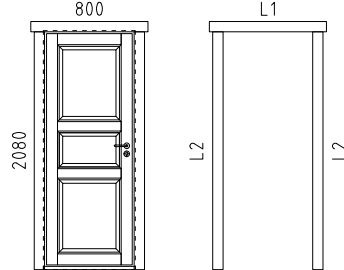
Pos		Stck.	Profil (mm)	Länge (mm)
	FUSSBODENBRETTER 	15+1	113x28	5625
	FUSSBODENBRETTER 	73	113x28	3690
	FUSSBODENBRETTER 	7	113x28	1860
	FUSSBODENBRETTER 	22	113x28	1755
	FUSSBODENBRETTER 	26	113x28	1425
	SCHLAFBODENBRETTER 	49+1	113x28	3690
	TERRASSENBRETTER (imprägniert) 	32+1	120x28	2920
	TERRASSENBRETTER (imprägniert) 	32	120x28	1400
	FUSSBODENLEISTEN  ✓		14x55	62.0lfm
	SCHLAFBODENLEISTEN  ✓		14x55	20.0lfm
	DECKENLEISTEN  ✓		15x28	66.0lfm
G02-1	GIEBELBRETTER 18x120  20.8° ✓	1	18x120	1685
G02-2	GIEBELBRETTER 18x120  20.8° ✓	2	18x120	3089
G02-3	GIEBELBRETTER 18x120  20.8° ✓	3	18x120	4573
G01-1	GIEBELBRETTER 18x95  20.8° ✓	1	18x95	1685
G01-2	GIEBELBRETTER 18x95  20.8° ✓	2	18x95	3089
G01-3	GIEBELBRETTER 18x95  20.8° ✓	3	18x95	4573
G06-1	GIEBELDECKLEISTEN 18x58  ✓	1	18x58	1685
G06-2	GIEBELDECKLEISTEN 18x58  ✓	2	18x58	3089
G06-3	GIEBELDECKLEISTEN 18x58  ✓	3	18x58	4573
G08-1	GIEBELLEISTEN 18x58  20.8° ✓	1	18x58	1685
G08-2	GIEBELLEISTEN 18x58  20.8° ✓	2	18x58	3089
G08-3	GIEBELLEISTEN 18x58  20.8° ✓	3	18x58	4573
T01-1	TRAUFBRETTER 18x95 	1	18x95	3570
T01-2	TRAUFBRETTER 18x95 	2	18x95	4375

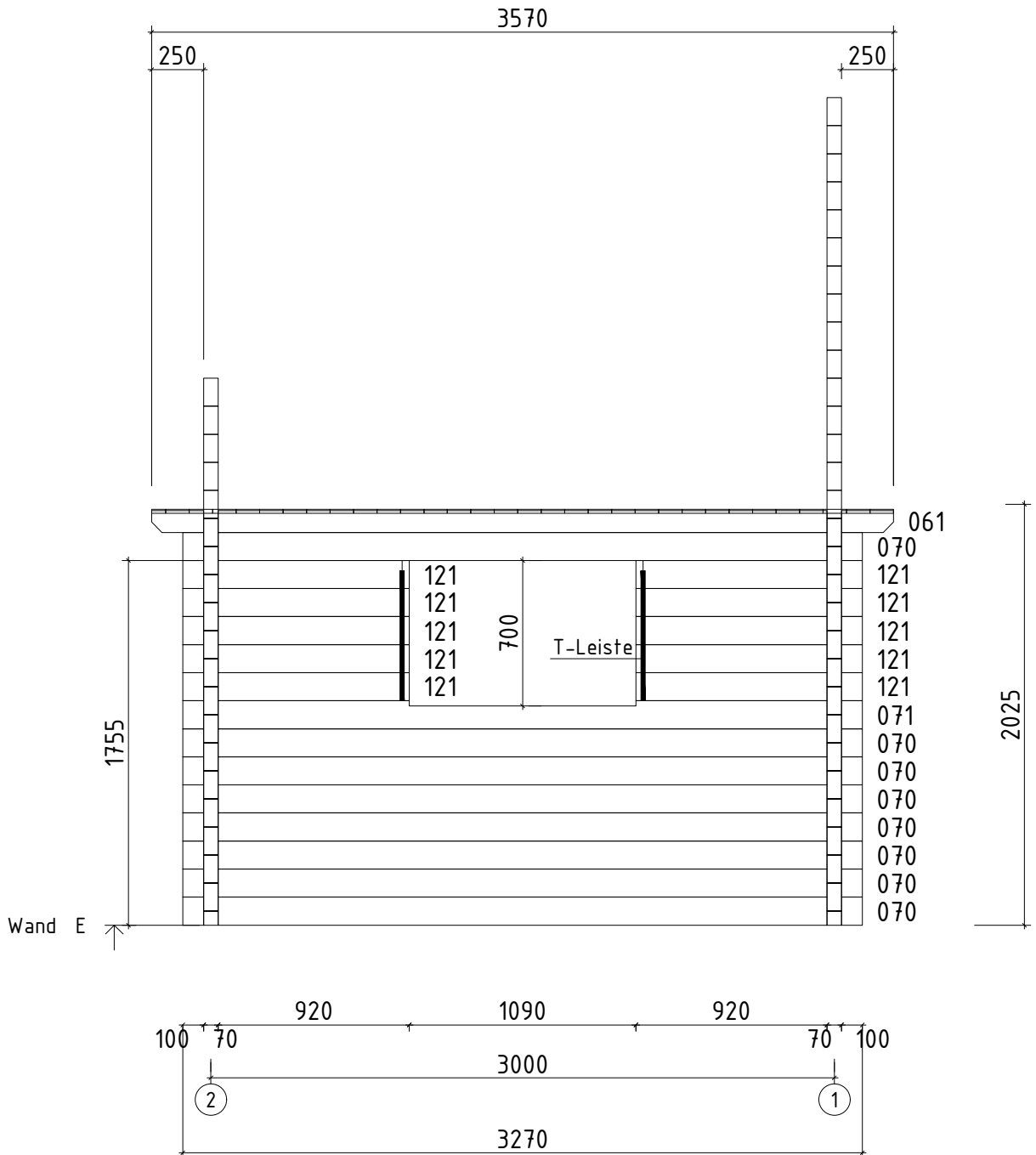
Pos		Stck	Profil (mm)	Länge (mm)
T01-3	TRAUFENBRETTER 18x95 	1	18x95	5180
T06-1	TRAUFENLEISTEN 18x40  ✓		18x40	18.0lfm
TP1 20-1	STÜTZPFOSTEN 120x120  ✓	1	120x120	2033
TL70-1	T-LEISTE 70 	6	45x70	625
TL7 0-2	T-LEISTE 70 	4	45x70	895
TL7 0-3	T-LEISTE 70 	4	45x70	1165
TL7 0-4	T-LEISTE 70 	4	45x70	1705
TL7 0-5	T-LEISTE 70 	2	45x70	1770
TL7 0-6	T-LEISTE 70 	2	45x70	1840
TL7 0-7	T-LEISTE 70 	6	45x70	1975
TL7 0-8	T-LEISTE 70 	2	45x70	2040
UP6-2	U-PROFIL 70 	2	44x94	1315
UP6-3	U-PROFIL 70 	2	44x94	1465
SH	Schlaghölzer 	3		
GS	Giebelsegment 	2		
TR02	LEITER 2600mm 	1		
KN01	die Fliese mit Nagel 2.0x40 (für Zapfenfüllung) 	18		
VS	VERBINDUNGSTREIFEN für verbinden der Wandbohlen 	24		
VP3	Verstellbare Pfostenstütze M20 	1		
NG2 550	NÄGEL 2.5x50 Dachbretter 	1872		
SR3 030	SCHRAUBEN 3.0x30 Deckenleisten 	110		
SR3 030	SCHRAUBEN 3.0x30 Fussbodenleisten 	120		
SR3 030	SCHRAUBEN 3.0x30 Schlafbodenleisten 	38		
SR3 030	SCHRAUBEN 3.0x30 Traufenleisten 	36		
SR354 5-001	SCHRAUBEN 3.5x45 Verbindungstreifen 	96		

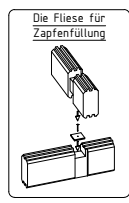
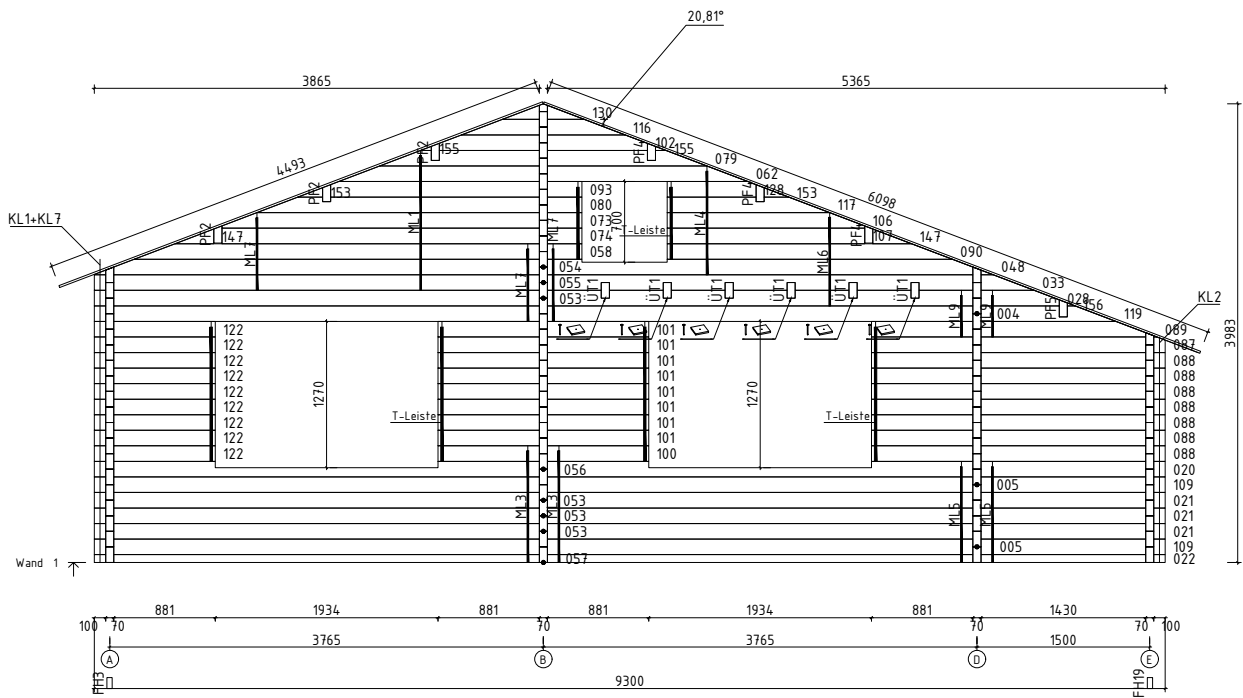
Pos		Stck.	Profil (mm)	Länge (mm)
SR3 547	SCHRAUBEN 3.5x45 C3 Fenster- und Türleisten		368	
SR3 547	SCHRAUBEN 3.5x45 C3 Giebelbretter		86	
SR3 547	SCHRAUBEN 3.5x45 C3 Giebelleisten		86	
SR3 547	SCHRAUBEN 3.5x45 C3 Giebelsegment		4	
SR3 547	SCHRAUBEN 3.5x45 C3 Traufenbretter		36	
SR3 547	SCHRAUBEN 3.5x45 C3 U-Profil		16	
SR4 062	SCHRAUBEN 4.0x60 C3 Wasserleisten		39	
SR4 257	SCHRAUBEN 4.2x55 C2 28mm Fussbodenbretter		1482	
SR4 267	SCHRAUBEN 4.2x65 C3 28mm Terrassenbretter		768	
SR57	SCHRAUBEN 5.0x100 Theke		4	
SR5 0100	SCHRAUBEN 5.0x100 Fundamenthölzer		280	
SR5 0100	SCHRAUBEN 5.0x100 Stützpfoste		2	
SR5 070	SCHRAUBEN 5.0x70 Deckenträger		32	
SR507 0-002	SCHRAUBEN 5.0x70 Verstellbare pfostenstütze		8	
ML1	Metallstange		1	D10 1170
ML2	Metallstange		1	D10 1100
ML3	Metallstange		2	D10 970
ML4	Metallstange		6	D10 900
ML5	Metallstange		3	D10 830
ML6	Metallstange		3	D10 770
ML7	Metallstange		10	D10 630
ML8	Metallstange		2	D10 430
ML9	Metallstange		8	D10 360
KL-1	Gewindestange M12 - für die Pfetten		12	200
MUT28	Mutter M12 U-Scheibe Ø40 - für die Pfetten		24	

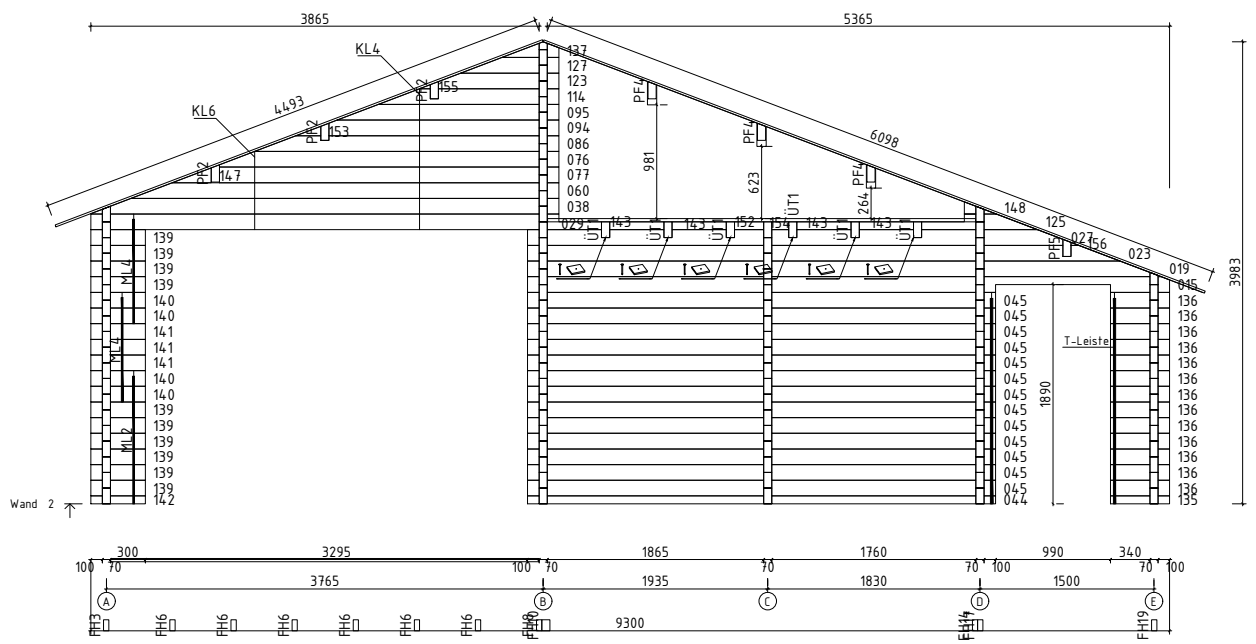
Pos			Stck	Profil (mm)	Länge (mm)															
KL1	Gewindestange M8		3		2000															
KL2	Gewindestange M8		1		1988															
KL3	Gewindestange M8		1		1485															
KL4	Gewindestange M8		1		1215															
KL5	Gewindestange M8		1		945															
KL6	Gewindestange M8		1		675															
KL7	Gewindestange M8		3		663															
KL8	Gewindestange M8		1		540															
KL9	Gewindestange M8		2		203															
KV M UT M8	Mutter M8		22																	
KV S EIB M8X25	U-Scheibe M8 Ø25		22																	
KV MU TJ M8	Befestigungsmutter M8		3																	
	<p>FENSTER Q6 W6-S70P-0XC-06500650</p>  <p>D105-PC</p> <table border="0"> <tr> <td>L1</td> <td>18x90</td> <td>L=860mm</td> <td>2 Stck.</td> </tr> <tr> <td>L2</td> <td>18x90</td> <td>L=740mm</td> <td>4 Stck.</td> </tr> <tr> <td>L3</td> <td>18x90</td> <td>L=620mm</td> <td>2 Stck. ✓</td> </tr> <tr> <td>WL1</td> <td>36x129</td> <td>L=860mm</td> <td>1 Stck.</td> </tr> </table>	L1	18x90	L=860mm	2 Stck.	L2	18x90	L=740mm	4 Stck.	L3	18x90	L=620mm	2 Stck. ✓	WL1	36x129	L=860mm	1 Stck.	2		
L1	18x90	L=860mm	2 Stck.																	
L2	18x90	L=740mm	4 Stck.																	
L3	18x90	L=620mm	2 Stck. ✓																	
WL1	36x129	L=860mm	1 Stck.																	
	<p>FENSTER Q6 W6-S70P-0XC-09500960</p>  <p>W116-PC</p> <table border="0"> <tr> <td>L1</td> <td>18x90</td> <td>L=1160mm</td> <td>2 Stck.</td> </tr> <tr> <td>L2</td> <td>18x90</td> <td>L=1050mm</td> <td>4 Stck.</td> </tr> <tr> <td>L3</td> <td>18x90</td> <td>L=920mm</td> <td>2 Stck. ✓</td> </tr> <tr> <td>WL1</td> <td>36x129</td> <td>L=1160mm</td> <td>1 Stck.</td> </tr> </table>	L1	18x90	L=1160mm	2 Stck.	L2	18x90	L=1050mm	4 Stck.	L3	18x90	L=920mm	2 Stck. ✓	WL1	36x129	L=1160mm	1 Stck.	1		
L1	18x90	L=1160mm	2 Stck.																	
L2	18x90	L=1050mm	4 Stck.																	
L3	18x90	L=920mm	2 Stck. ✓																	
WL1	36x129	L=1160mm	1 Stck.																	

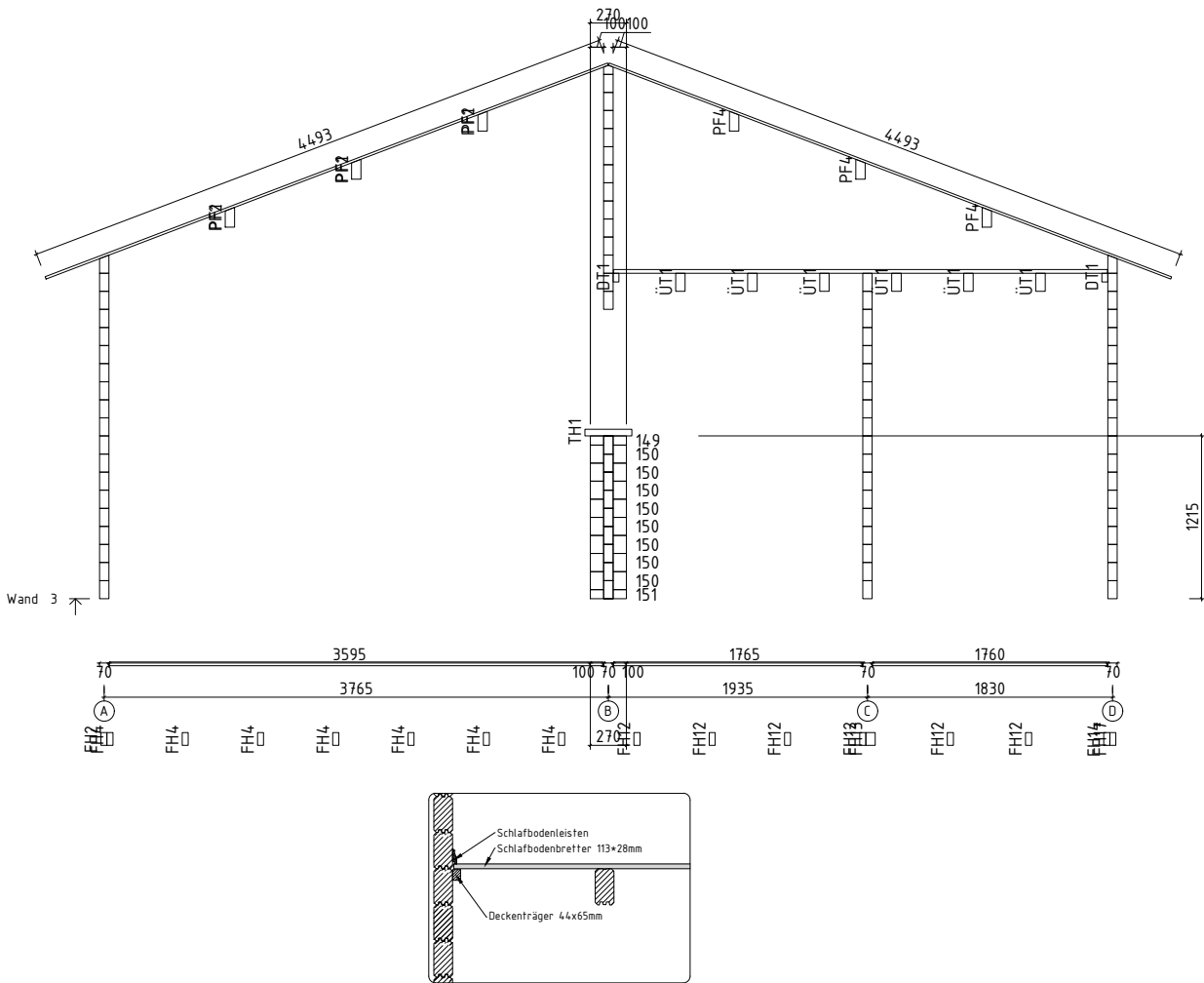
Pos		Stck.	Profil (mm)	Länge (mm)
	<p style="text-align: center;">FENSTER Q6 W6-S70P-0XC-08001855</p>  <p style="text-align: center;">W122-PC</p> <p>L1 18x90 L=1010mm 2x L2 18x90 L=1940mm 4x L3 18x90 L=770mm 2x ✓ WL1 36x129 L=1010mm 1x</p>	3		
	<p style="text-align: center;">FENSTER Q6 W6-D70P-0XC-14982080</p>  <p style="text-align: center;">W208-PC</p> <p>L1 18x90 L=1710mm 2x L2 18x90 L=2070mm 4x ✓ WL1 36x129 L=1710mm 1x</p>	1		
	<p style="text-align: center;">FENSTER Q6 W6-S70K-0XC-10000650</p>  <p style="text-align: center;">W106-KC</p> <p>L1 18x90 L=1210mm 2x L2 18x90 L=740mm 4x L3 18x90 L=970mm 2x ✓ WL1 36x129 L=1210mm 1x</p>	1		
	<p style="text-align: center;">FENSTER Q6 W6-S70P-0XC-06500960</p>  <p style="text-align: center;">W115-PC</p> <p>L1 18x90 L=860mm 2 Stck. L2 18x90 L=1050mm 4 Stck. L3 18x90 L=620mm 2 Stck. ✓ WL1 36x129 L=860mm 1 Stck.</p>	1		

Pos		Stck	Profil (mm)	Länge (mm)
	<p style="text-align: center;">FENSTER Q6 W6-D70P-0XC-18441220</p>  <p style="text-align: right;">W206-PC</p> <p style="text-align: right;">L1 18x90 L=2055mm 2 Stck. L2 18x90 L=1310mm 4 Stck. L3 18x90 L=1815mm 2 Stck. ✓ WL1 36x129 L=2055mm 1 Stck.</p>	2		
	<p style="text-align: center;">TÜR Q6 D6-S70R-5XC-09002080</p>  <p style="text-align: right;">D101-RC</p> <p style="text-align: right;">L1 18x90 L=1110mm 2x L2 18x90 L=2065mm 4x ✓ WL1 36x129 L=1110mm 1x</p> <p style="text-align: right;">DIN rechts</p>	1		
	<p style="text-align: center;">TÜR 900x1840 D6-S70L-XXX-09001840</p>  <p style="text-align: right;">D103-LX</p> <p style="text-align: right;">L1 18x90 L=1110mm 2x L2 18x90 L=1825mm 4x ✓ WL1 36x129 L=1110mm 1x</p> <p style="text-align: right;">DIN links</p>	1		
	<p style="text-align: center;">TÜR 800x2080 D0-I70L-XXX-08002080</p>  <p style="text-align: right;">D913-LX</p> <p style="text-align: right;">L1 18x90 L=1020mm 2x L2 18x90 L=2070mm 4x ✓</p> <p style="text-align: right;">DIN links</p>	1		

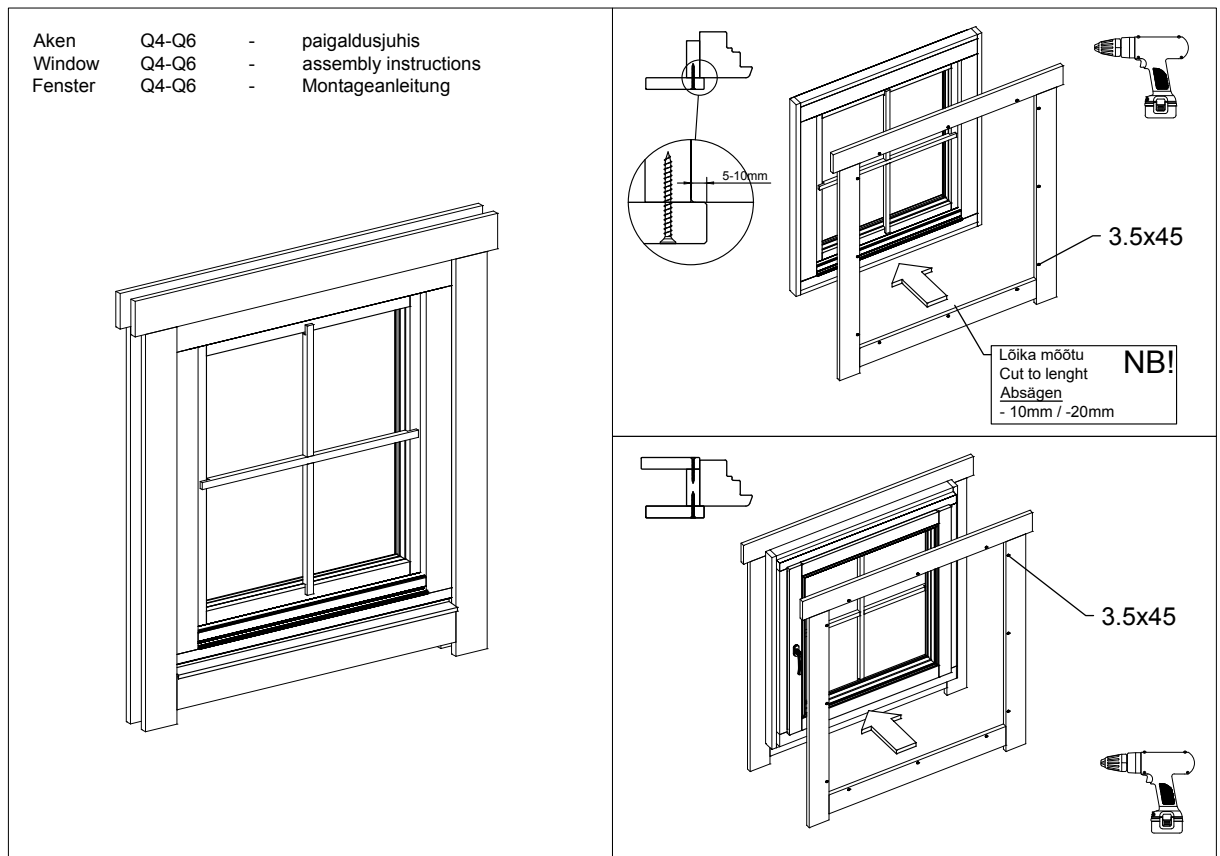
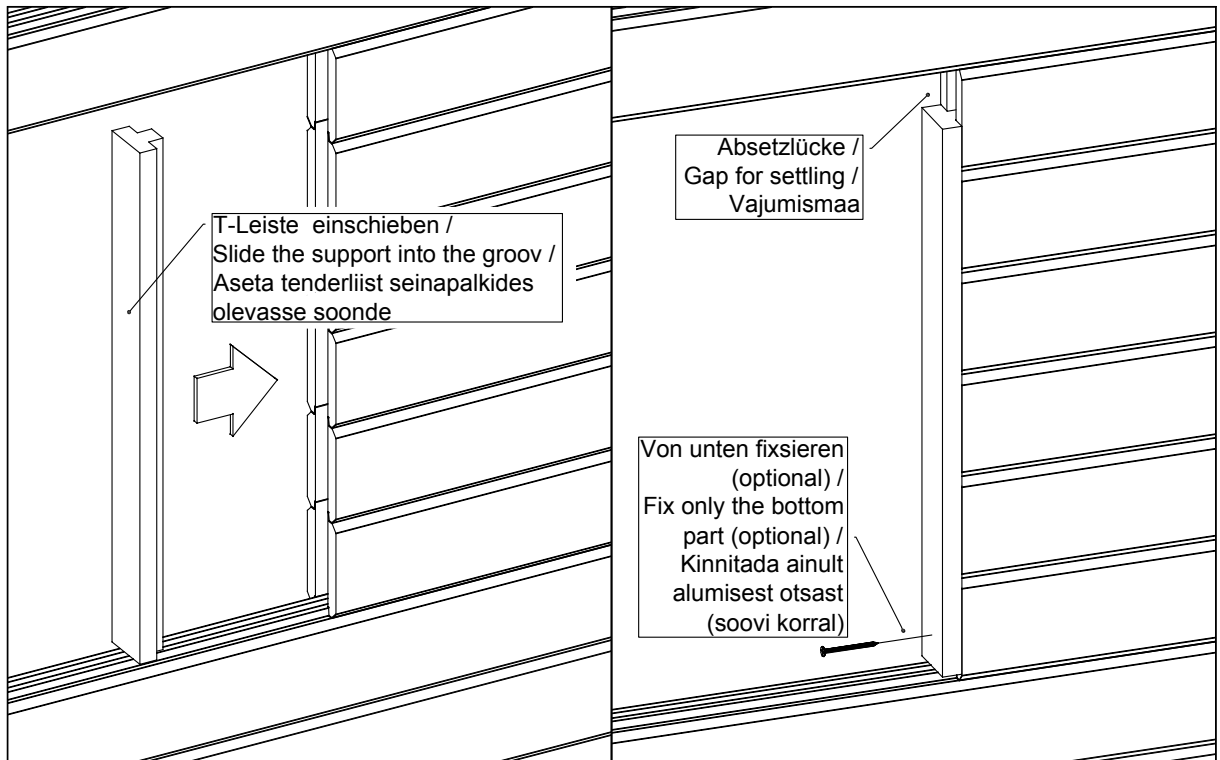








Montageanleitung für T-Leisten / Installing the door and window supports / Tenderliistu paigaldusjuhend.



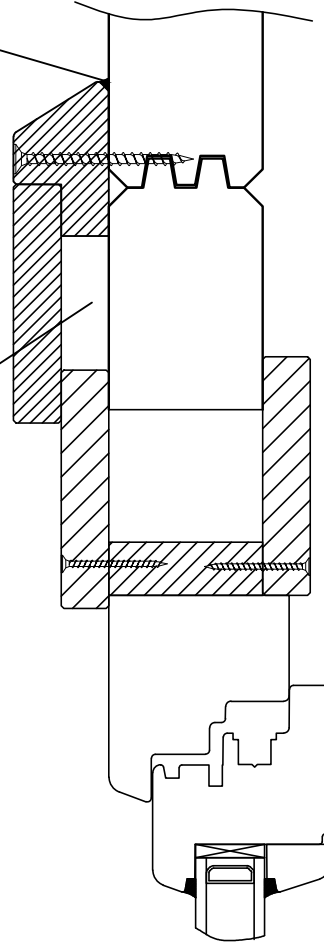
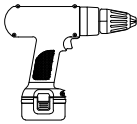
Vihmaliist / Rain strip / Wasserleiste

Q5-Q6

*Silikoon
*Silicon
*Silikon

*Vajumispiilu
*Settling gap
*Senkungs spalt

ca 40-50mm



NB!

- Monteerida juhul kui ese on välja toodud maja spetsifikatsioonis!
- Install only if the item is listed in the house specification!
- Nur montieren wenn die Leiste in der Teilleiste gezeigt ist!

Veeplekk / Window sill / Fensterbank

4,2x16

