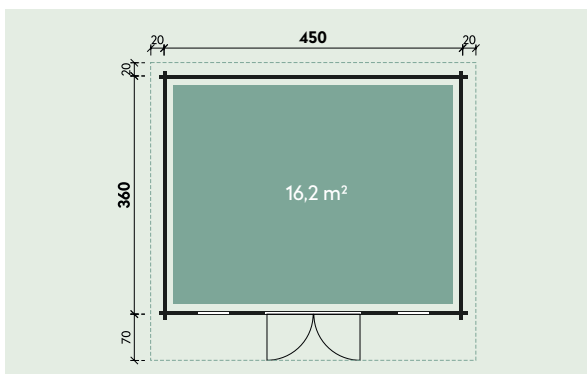


Technische Daten

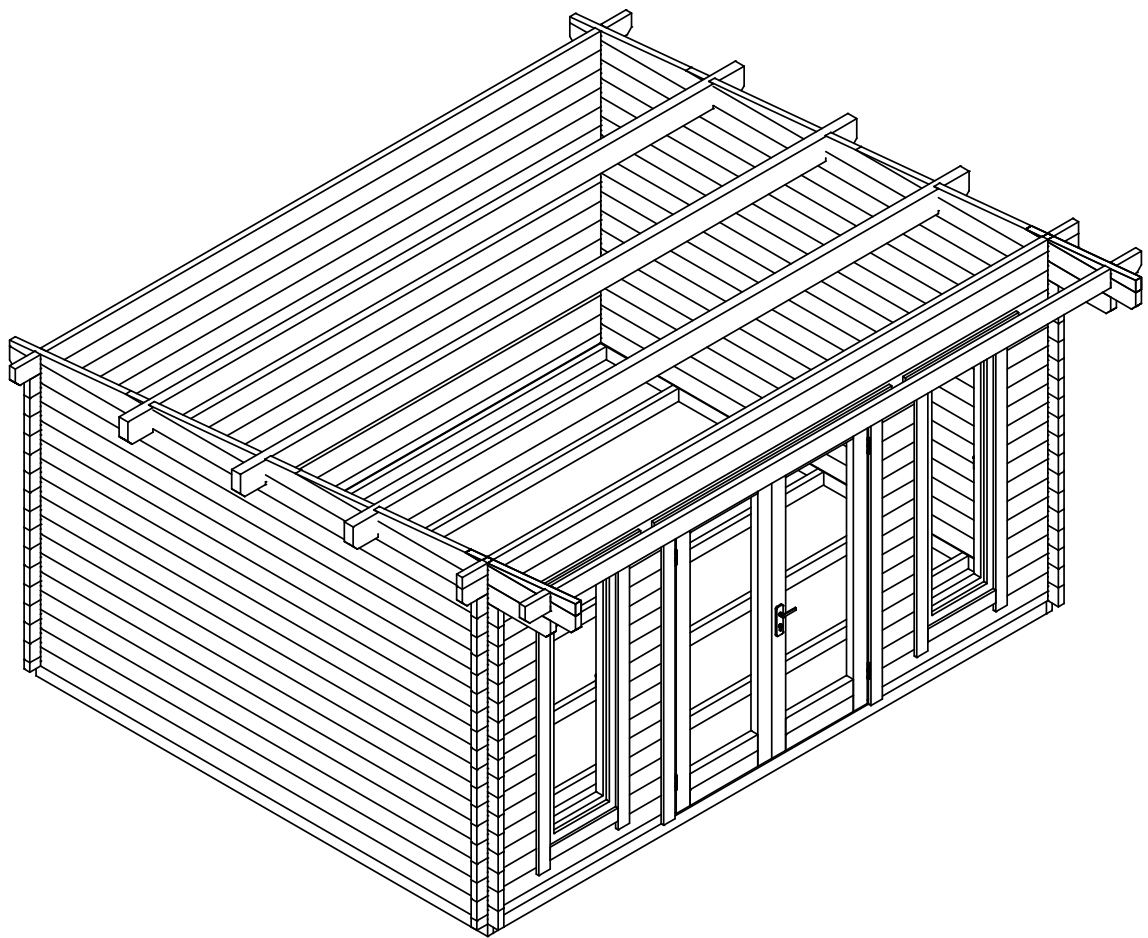


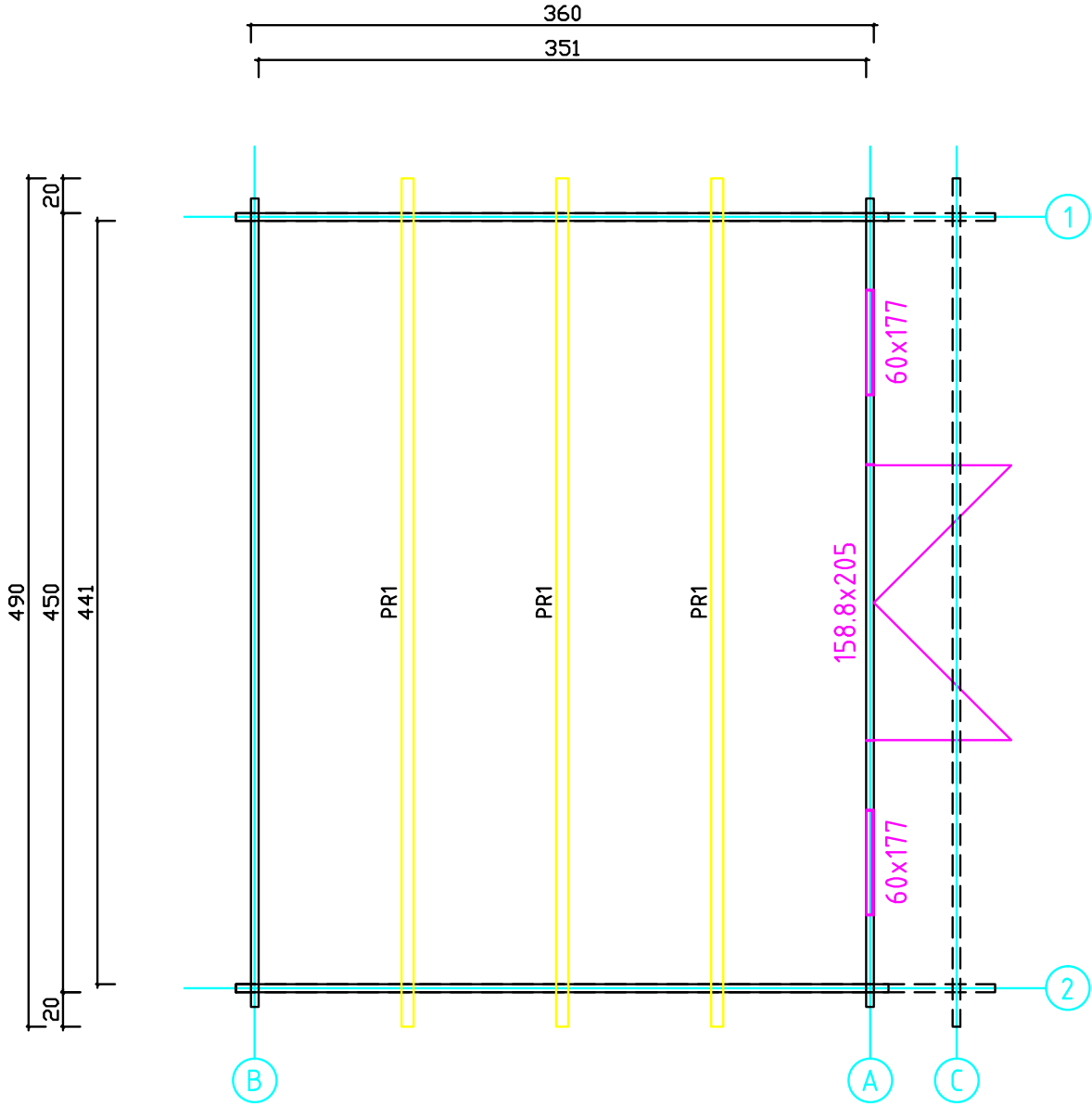
Artikelnummer:

846 230

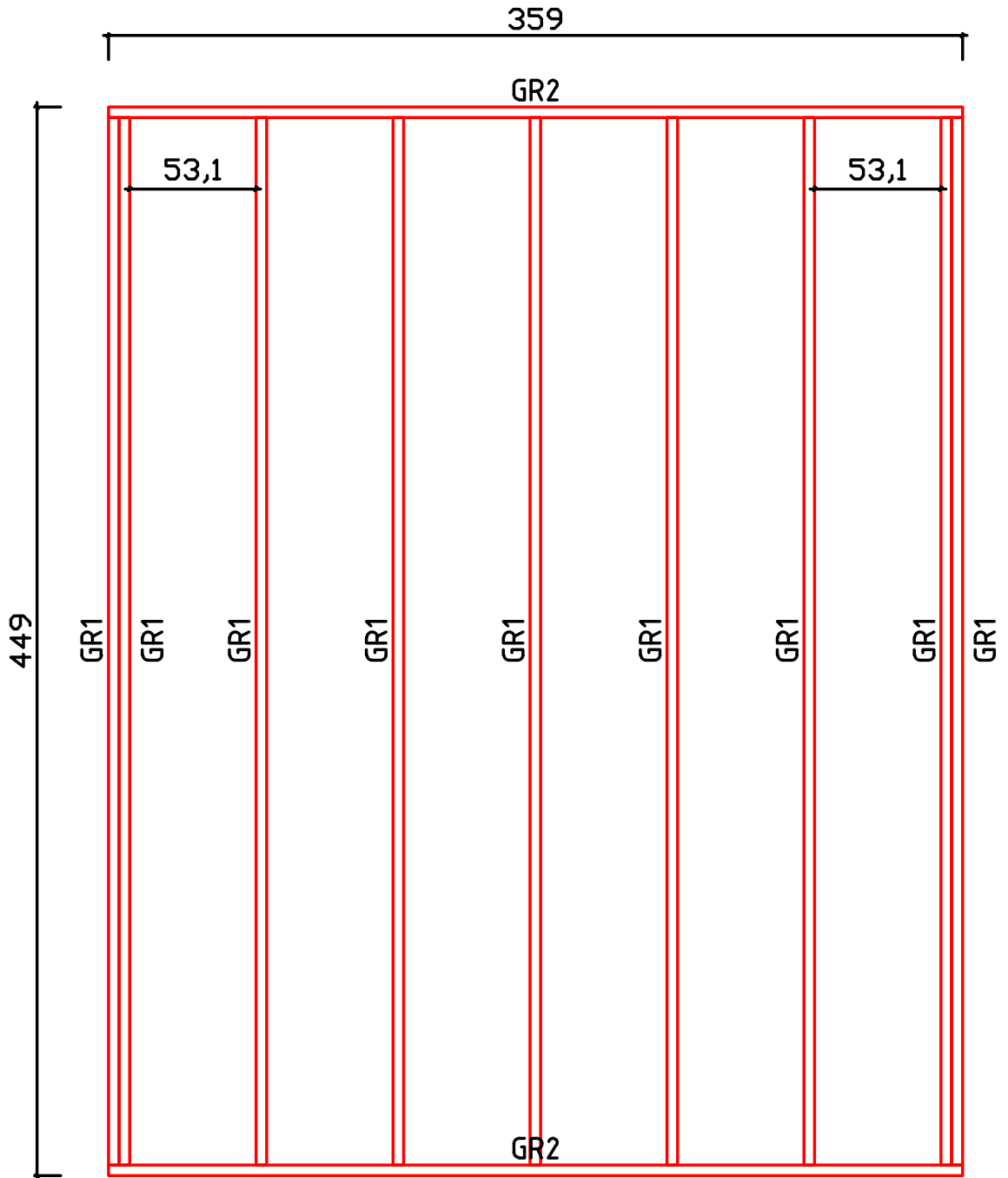


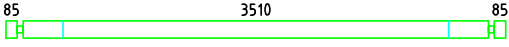
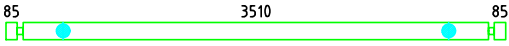
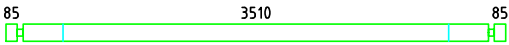

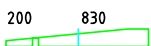
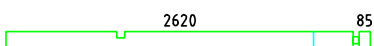





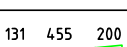
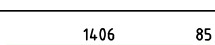
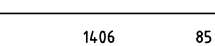
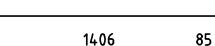


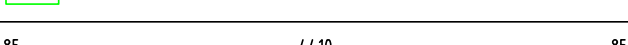
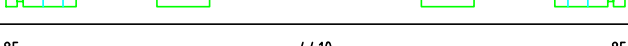

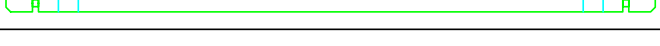
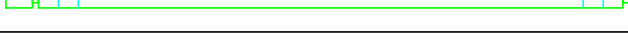
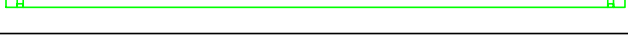
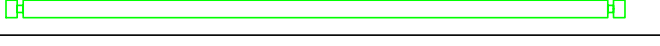

Kontrolliert durch:

































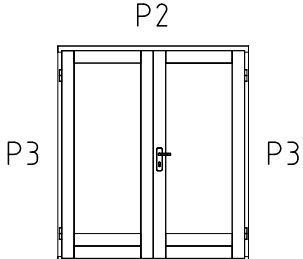
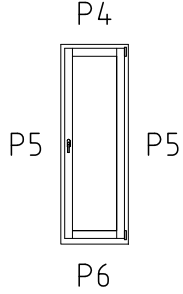

















Wir empfehlen als Fundament für Ihr Gartenhaus eine vollflächig festgegründete, gepflasterte oder betonierte Fläche. Wahlweise ist auch ein Punkt- oder Streifenfundament möglich.



| Pos | | Quantity | Profil (mm) | Length (mm) |
|-----|--|----------|-------------|-------------|
| 001 |  | 2 | 45x130 | 3770 |
| 002 |  | 2 | 45x130 | 3770 |
| 003 |  | 26 | 45x130 | 3770 |
| 004 |  | 2 | 45x130 | 3885 |
| 005 |  | 2 | 45x130 | 1075 |
| 006 |  | 2 | 45x130 | 2750 |
| 007 |  | 2 | 45x15 | 154 |
| 008 |  | 2 | 45x101 | 865 |
| 009 |  | 2 | 45x130 | 2270 |
| 010 |  | 2 | 45x57 | 593 |
| 011 |  | 2 | 45x130 | 1605 |
| 012 |  | 2 | 45x84 | 876 |
| 013 |  | 2 | 45x65 | 1536 |
| 014 |  | 2 | 45x130 | 1536 |
| 015 |  | 2 | 45x130 | 1536 |
| 016 |  | 26 | 45x130 | 528 |
| 017 |  | 26 | 45x130 | 398 |
| 018 |  | 1 | 45x130 | 4670 |
| 019 |  | 1 | 45x130 | 4670 |
| 020 |  | 1 | 45x130 | 4900 |
| 021 |  | 1 | 45x82 | 4900 |
| 022 |  | 1 | 45x65 | 4670 |
| 023 |  | 15 | 45x130 | 4670 |
| 024 |  | 2 | 45x130 | 4900 |
| GR1 | UNTERKONSTRUKTION  | 9 | 45x90 | 4400 |

| Pos | | Quantity | Profil (mm) | Lenght (mm) |
|-----|---|----------|-------------|-------------------|
| GR2 |  <p style="text-align: center;">UNTERKONSTRUKTION</p> | 2 | 45x90 | 3590 |
| PR1 |  <p style="text-align: center;">PFETTEN</p> | 3 | 70x170 | 4900 |
| | WINDOW 600x1770 | 2 | | |
| | DOOR 1588x2050 | 1 | | |
| 1 | Screws/Schrauben/Vis 5x100 mm- For fixing first row of wall logs /Fixierung des ersten Bohlenkranzes/Pour fixer les lamesde plancher  | 6 | | |
| 2 | Nails/Nägel/Clous 2.5x50 - For fixing floorboards/ Befestigung Fussbodenbretter/Pour fixer les lames de plancher  | 350 | | |
| 3 | Nails/Nägel/Clous 2.5x50 - For fixing roofboards/ Befestigung Dachbretter/Pour fixer les voliges  | 350 | | |
| 4 | Nails/Nägel/Clous 2.5x50 - For fixing floor edge trims/ Befestigung Fussleisten/Pour fixer les plinthes du plancher  | 30 | | |
| 5 | Nails/Nägel/Clous 2.5x50 - For fixing roofing felt fillet/ Befestigung giebelabschlussbrett/Pour fixer la latte de finition de la couverture  | 30 | | |
| 6 | Screws/Schrauben/Vis 2,5x50 mm- For fixing roof side boards and roof edge reinforcement Befestigung Traufenbretter und Traufenleisten Pour fixer les planches de rive et le tasseau de refront  | 150 | | |
| 7 | Screws/Schrauben/Vis 2,5x50 mm- For fixing fascia boards and diamonds/ Befestigung Giebelblende und Raute Pour fixer les planches de rive et le diamant  | | | |
| 8 | Screws/Schrauben/Vis 2,5x50 mm- For fixing fwindow and door trims/ Befestigung Fenster und türen/ Pour fixer les croisillons des fenetres et des portes  | | | |
| 9 | Metal storm Brace/Gewindestange/Tige filetee 8 mm  | 4 | | |
| 10 | Shim,Nuts/Mutter ,U-Scheibe/Ecrou;Rondelle 8 mm For fixing storm braces/ Pour fixer les anti tempete/ Für Sturmleisten Pour fixer les croisillons des fenetres et des portes  Metal storm Brace/Gewindestange/Tige filetee 8 mm KL1 M8 2,34 m 2 Screws 180 8 pcs. KL2 M8 2,08 m 2 Plastic caps 4 pcs. Metallstab 14x390 20 pcs. | 4/4 | | |
| 11 | Dachpappe/Roofcovering Nails/Nägel | | | 10+15 220 pcs. |
| | | | | |

| POS | ST. | B | H | L | Teileliste | | |
|---|--------------------|------|------|------------|---|--|---|
| GR | Vt. spetsi | | | |  | UNTERKONSTRUKTION |  |
| F1 | 15,5m ² | 28 | | 3505 |  | FUSSBODENBRETTER | |
| PR | 3 | 70 | 170 | 4900 |  | PFETTEN |  |
| RB1 | 22,2m ² | 20 | | 4521 |  | DACHBRETTER | |
| R1 | 2 | 20 | 140 | 4940 | <small>Vaata katuse kaldenurka</small>  | TRAUFENBRETTER |  |
| R2 | 2 | 45 | 65 | 4900 | <small>Vaata katuse kaldenurka</small>  | TRAUFENBRETTER |  |
| R3 | 2 | 20 | 140 | 4720 | <small>Vaata katuse kaldenurka</small>  | GIEBELABSCHLUSSLEISTE |  |
| R4 | | 20 | 45 | 15 jm. |  | GIEBELABSCHLUSSLEISTE |  |
| R5 | | 45 | 45 | 15 jm. |  | GIEBELABSCHLUSSLEISTE (45 degrees; alla lahti lõigata) | |
| DP | | | | 10+15 | | DACHPAPPE + NÄGEL (220) | |
| SK | 2 | 45 | 65 | |  | SCHLAGKLOTZ |  |
| SP | 20 | | Ø14 | 390 |  | METALLSTAB | |
| DR1 | 1 | 1588 | 2050 | |  | | |
| WN1 | 2 | 600 | 1770 | |  | | |
| P1 | 17m | 20 | 40 | |  | Fussbodenleiste | |
| P2 | 1+1 | 20 | 90 | 1890 |  | Türleiste DR1 |  |
| P3 | 2+2 | 20 | 90 | 2030 |  | Türleiste DR1 |  |
| P4 | 2+2 | 20 | 90 | 900 |  | Fensterleiste WN1 |  |
| P5 | 4+4 | 20 | 90 | 1920 |  | Fensterleiste WN1 |  |
| P6 | 2+2 | 20 | 90 | 540 570 |  | Fensterleiste WN1 |  |
|    | | | | | | | |
|  | | | | | | | |

