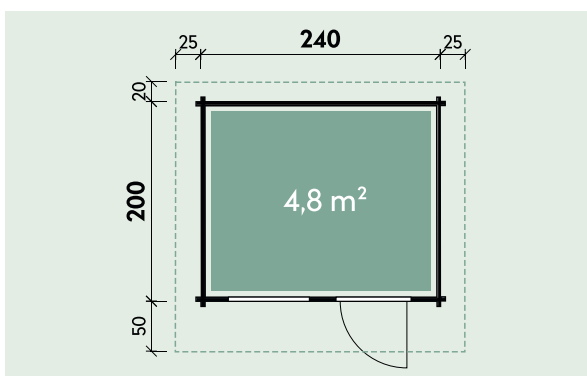


Technische Daten



Artikelnummer: 528 117

Besteht aus: 528 110 (Seite 2) und 810 210 (Seite 15)



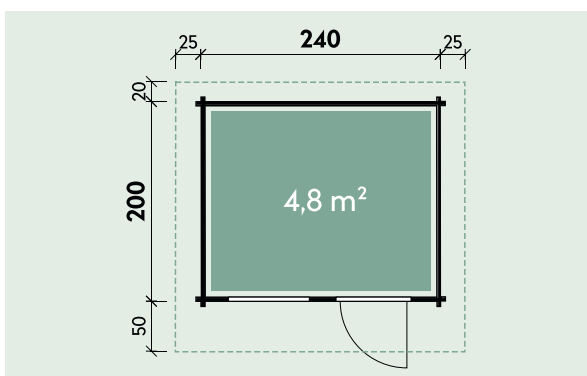
Kontrolliert durch:

Technische Daten

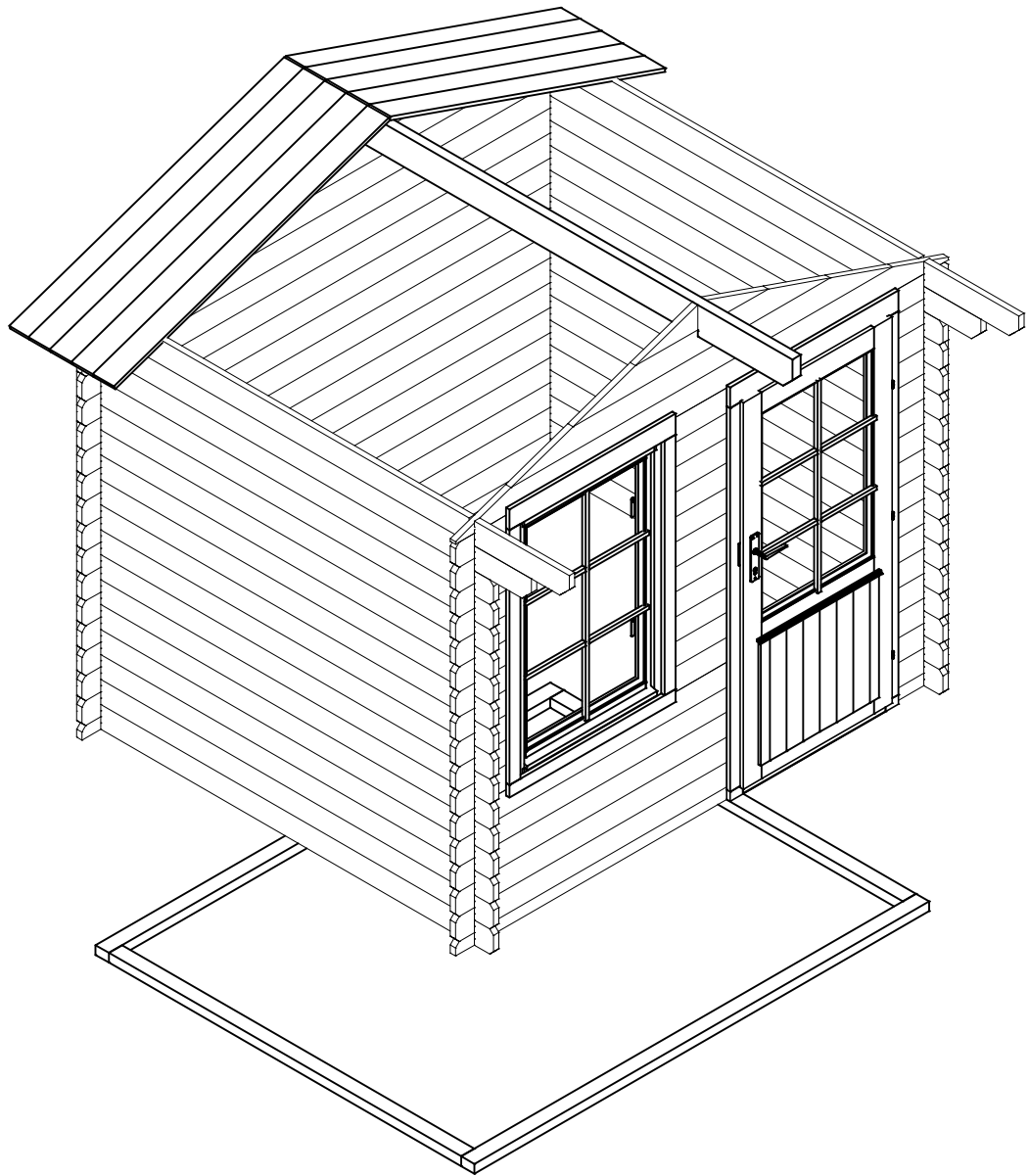


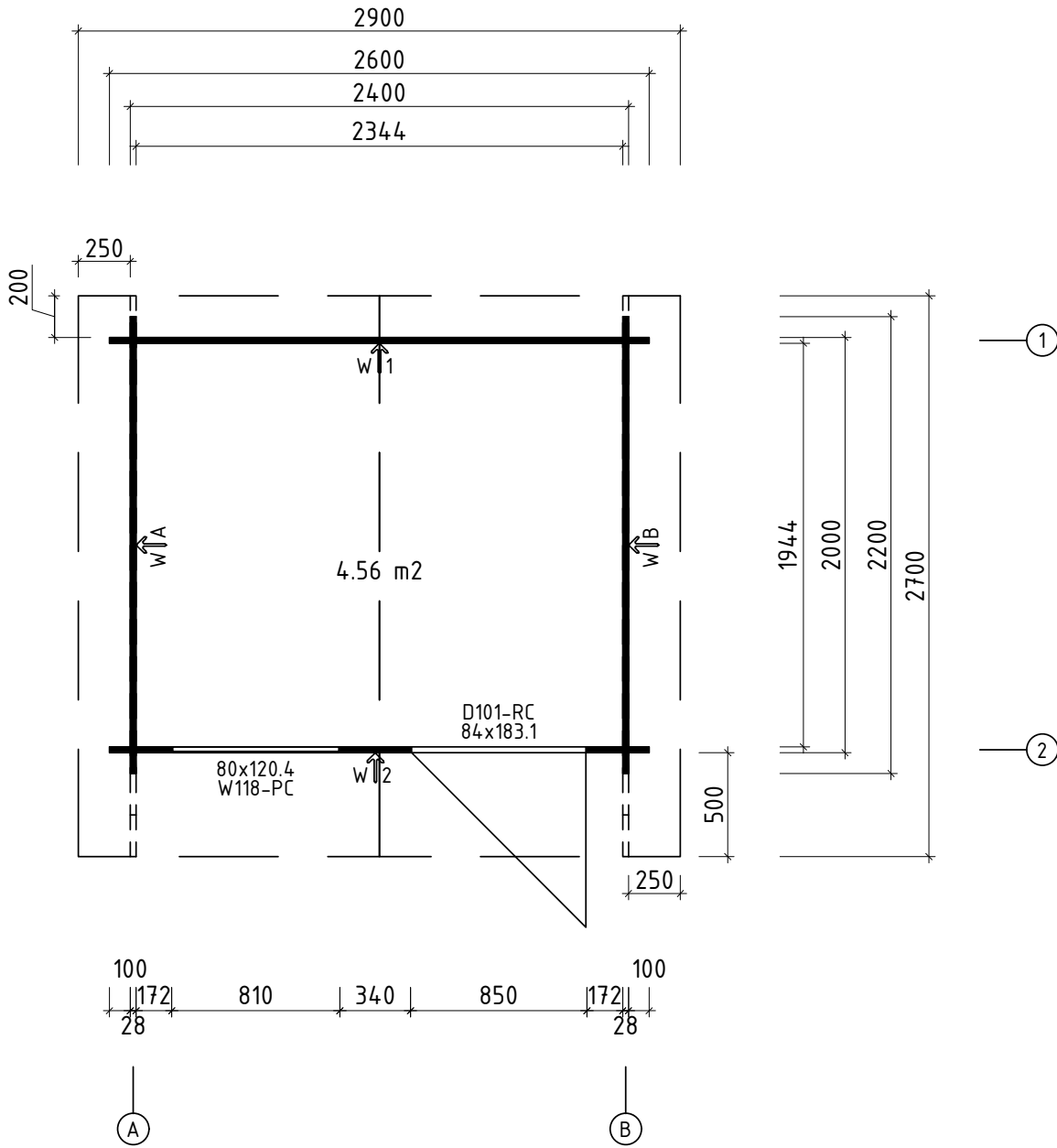
Artikelnummer:

528 110

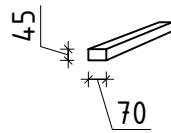
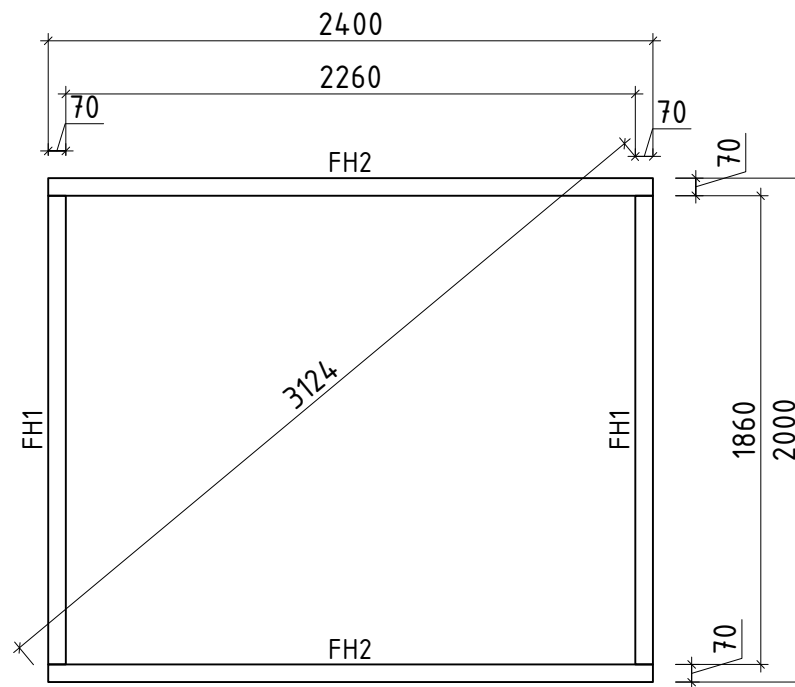


Kontrolliert durch:










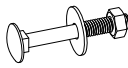


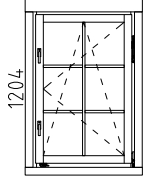
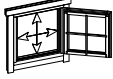







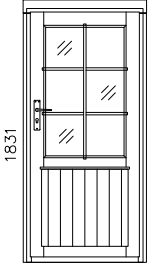
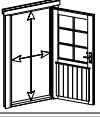






Wir empfehlen als Fundament für Ihr Gartenhaus eine vollflächig festgegründete, gepflasterte oder betonierte Fläche. Wahlweise ist auch ein Punkt- oder Streifenfundament möglich.

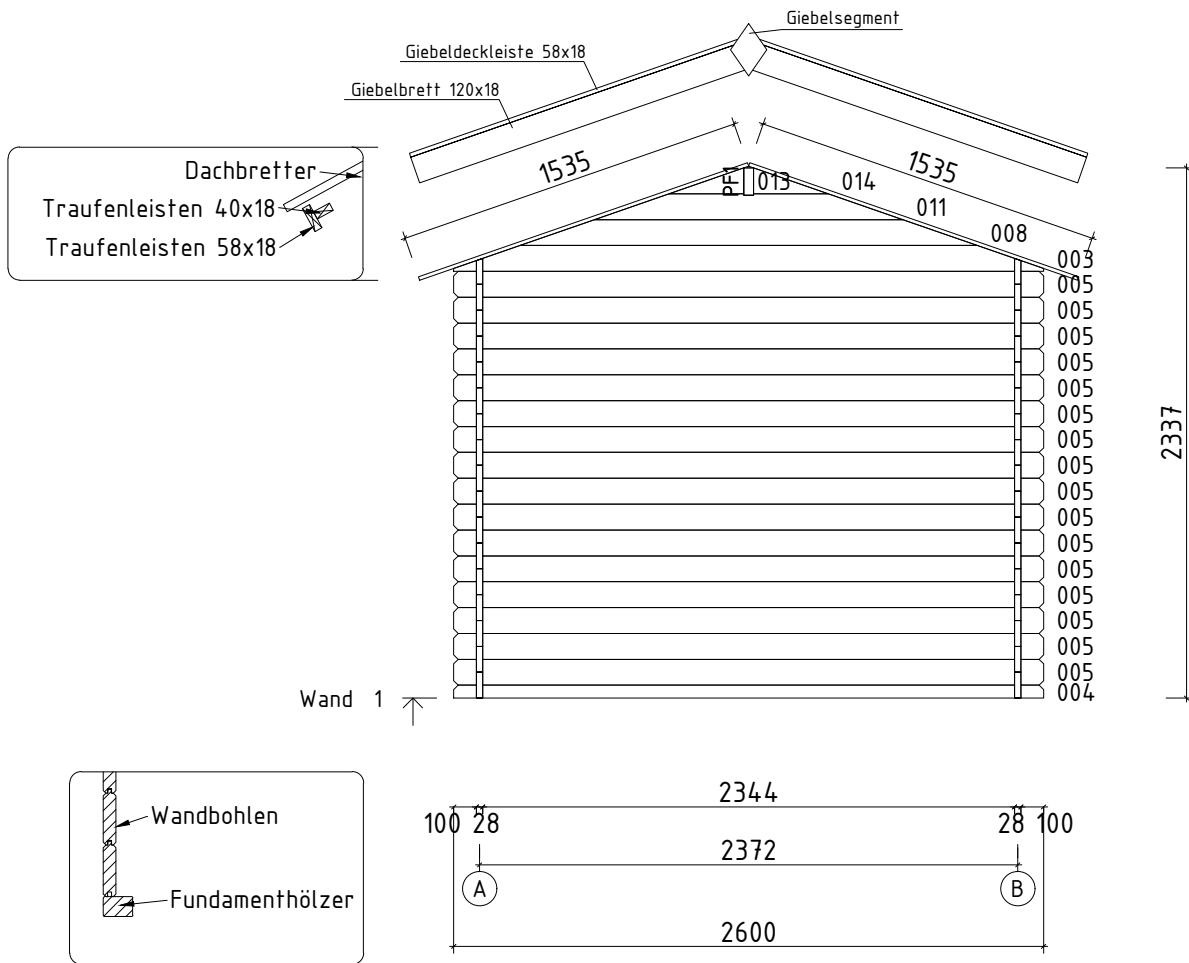


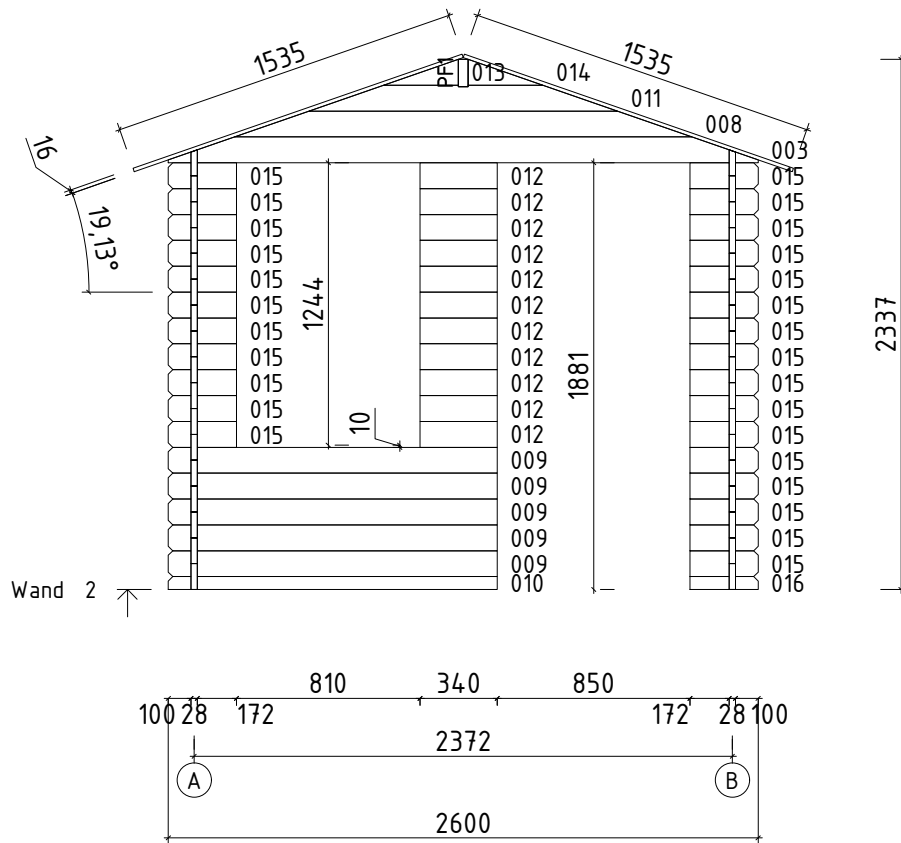
Nr.		Stck.	Profil (mm)	Länge (mm)
001		1	28x114	2700
002		1	28x114	2700
004		1	28x57	2600
005		16	28x114	2600
006		2	28x114	2400
007		30	28x114	2200
009		5	28x114	1450
010		1	28x57	1450
012		11	28x114	340
015		27	28x114	300
016		1	28x57	300
W1-1		1		
W2-1		1		
FH2	FUNDAMENTHÖLZER (imprägniert) 	2	70x45	2400
FH1	FUNDAMENTHÖLZER (imprägniert) 	2	70x45	1860
PF1	PFETTEN 	1	44x145	2700
	DACHBRETTEN 	48+1	113x16	1535
G02-1	GIEBELBRETTEN 18x120 19,1°	4	18x120	1615
G06-1	GIEBELDECKLEISTEN 18x58 	4	18x58	1615
SM-1	Sturmleisten 	4	18x40	1825
T06-1	TRAUFELEISTEN 18x40 	2	18x40	2700
T01-1	TRAUFELEISTEN 18x95 	2	18x95	2700
GS	Giebelsegment 	2		

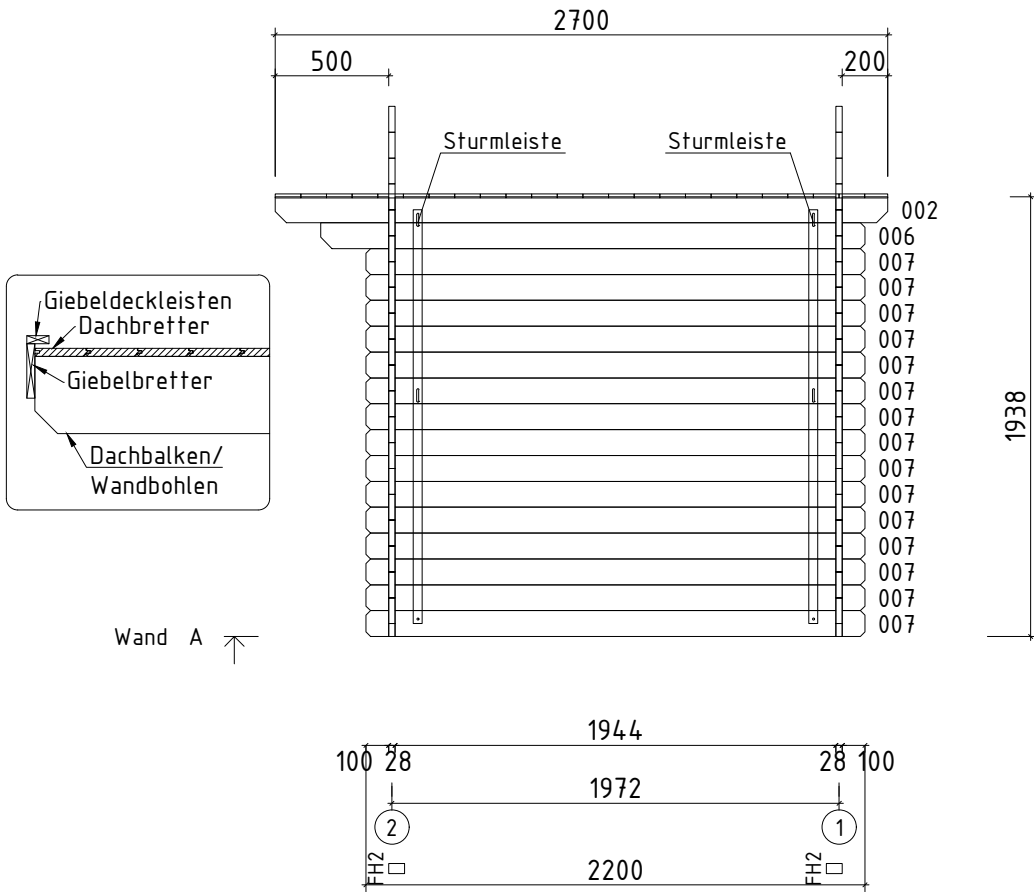
Nr.			Stck	Profil (mm)	Länge (mm)
SH	Schlaghölzer		3		
NG2 550	NÄGEL 2.5x50 Dachbretter		192		
SR3 030	SCHRAUBEN 3.0x30 Traufenleisten		12		
SR3 545	SCHRAUBEN 3.5x45 Giebelbretter		16		
SR3 545	SCHRAUBEN 3.5x45 Giebeldeckleisten		16		
SR3 545	SCHRAUBEN 3.5x45 Giebelsegment		4		
SR3 545	SCHRAUBEN 3.5x45 Traufenbretter		12		
SR5 0100	SCHRAUBEN 5.0x100 Fundamenthölzer		16		
SH	Schlaghölzer		3		
SS013	Schloßschrauben M8x60 Mutter M8 U-Scheibe Ø25 - Befestigung für Sturmleisten		12		
	✓ - bitte selber anpassen (falls nötig)!				

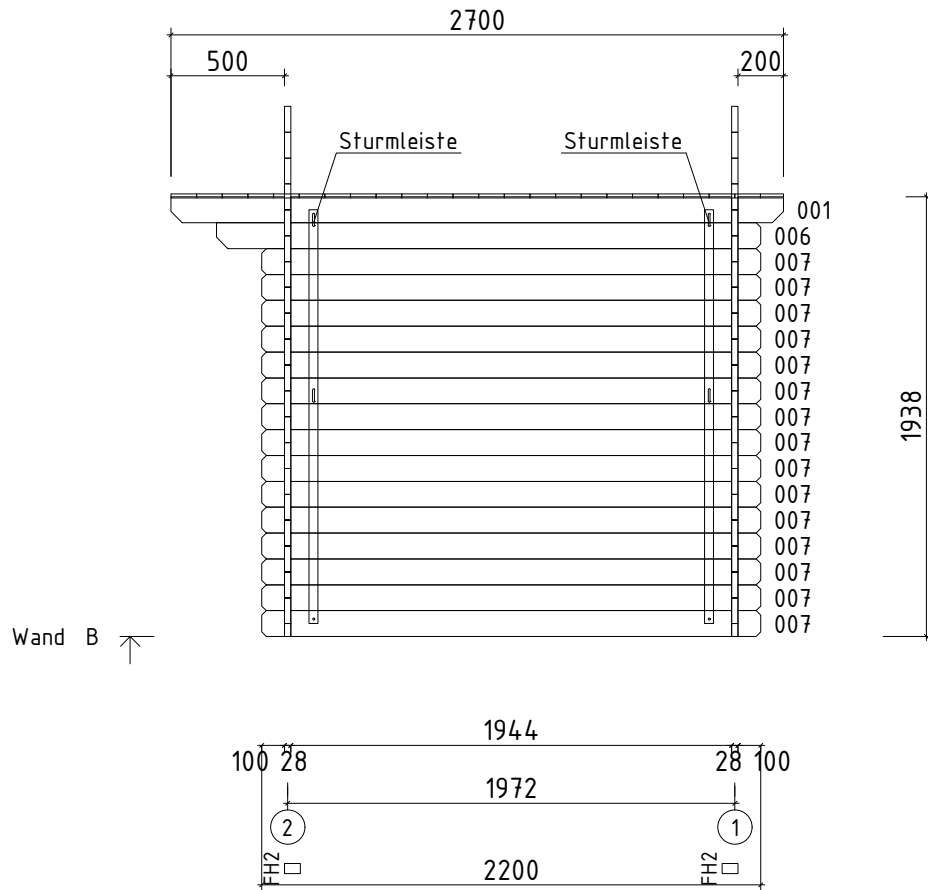
Nr.		Stck.	Profil (mm)	Länge (mm)
	<p>FENSTER 800x1204 W2-S28P-06C-08001204</p> <p>Q2 W118-PC 800</p>  <div style="border: 1px solid black; padding: 5px; width: fit-content;"> <p>Right handed/ DIN rechts paremakäeline</p> </div> <div style="border: 1px solid black; padding: 5px; width: fit-content;"> <p>Clear opening/ durchgangsmaß/ ava suurus  686×1081mm</p> </div> <div style="border: 1px solid black; padding: 5px; width: fit-content;"> <p>Clear float glass klares Floatglas kirgas klaas  629x1023mm</p> </div>	1		
PROSS H1-1	Q2-Q3-1 Muntins - Sprossen - Prossid horizontal 18x18 	2	18x18	654
PROSS V2-1	Q2-Q3-2 Muntins - Sprossen - Prossid vertical 18x18 	1	18x18	1049
SR30 22-01	3.0x20ÜP Muntins - Sprossen - Prossid 	6		
AL-Q 2-Q3	Q2-Q3 Window handle - Fenstergriff - Aknalink 	2		

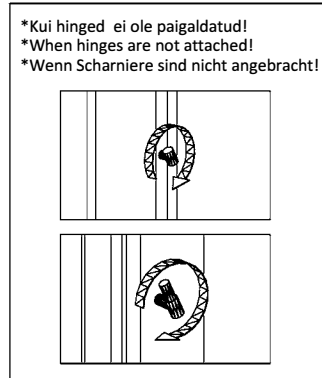
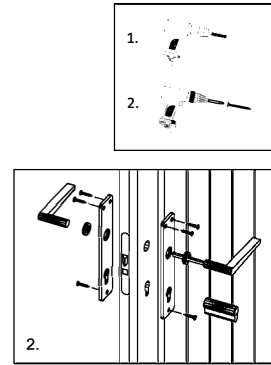
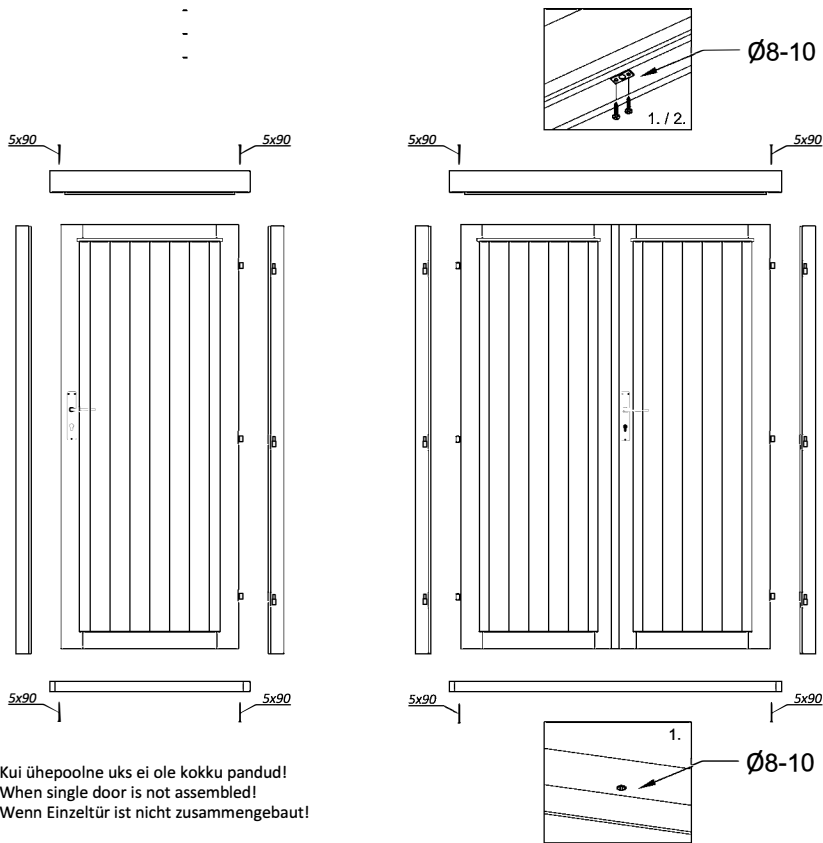
Nr.		Stck	Profil (mm)	Länge (mm)
	<p style="text-align: center;">TÜR 840x1831 D2-S28R-56C-08401831</p> <div style="display: flex; justify-content: space-between; align-items: flex-start;"> <div style="text-align: center;"> <p>Q2 D101-RC 840</p>  </div> <div style="border: 1px solid black; padding: 5px; width: 60%; margin-left: auto;"> <p>Right handed / DIN rechts / paremakäeline</p> <hr/> <p>Clear opening / durchgangsmaß / ava suurus 752x174,3mm</p>  <hr/> <p>Clear float glass / klares Floatglas / kirgas klaas 589x950mm</p>  </div> </div>	1		
PROSS H1-2	Q2-Q3-1 Muntins - Sprossen - Prossid horizontal 18x18 	2	18x18	614
PROSS V2-2	Q2-Q3-2 Muntins - Sprossen - Prossid vertical 18x18 	1	18x18	975
SR30 22-01	3.0x20ÜP Muntins - Sprossen - Prossid 	6		
UL-Q 2-Q3	Q2-Q3 Door handle - Türgriff - Ukselink 	1		
LS-Q4	Q4 Cylinder lock - Zylinderschloss - Lukusüdamik 	1		



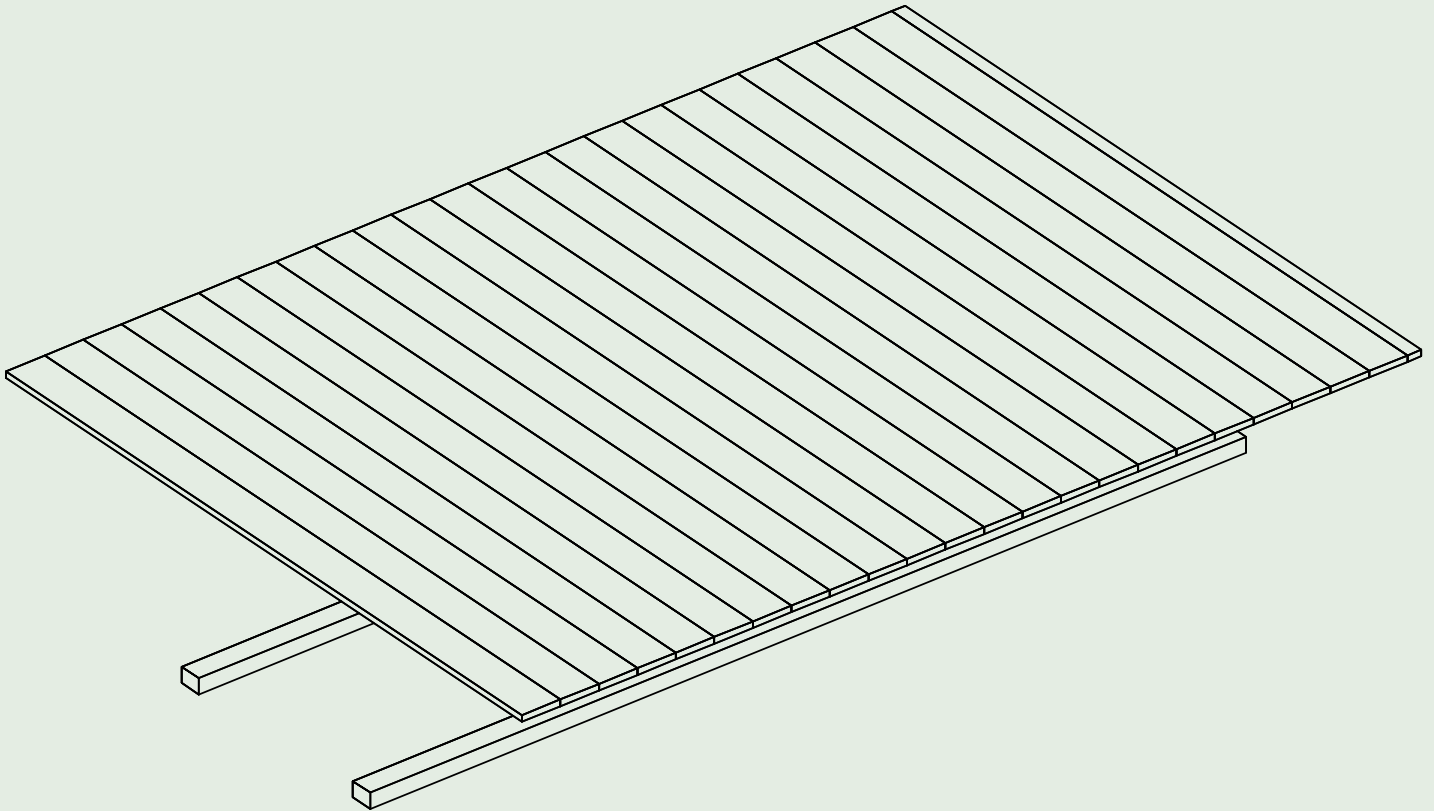








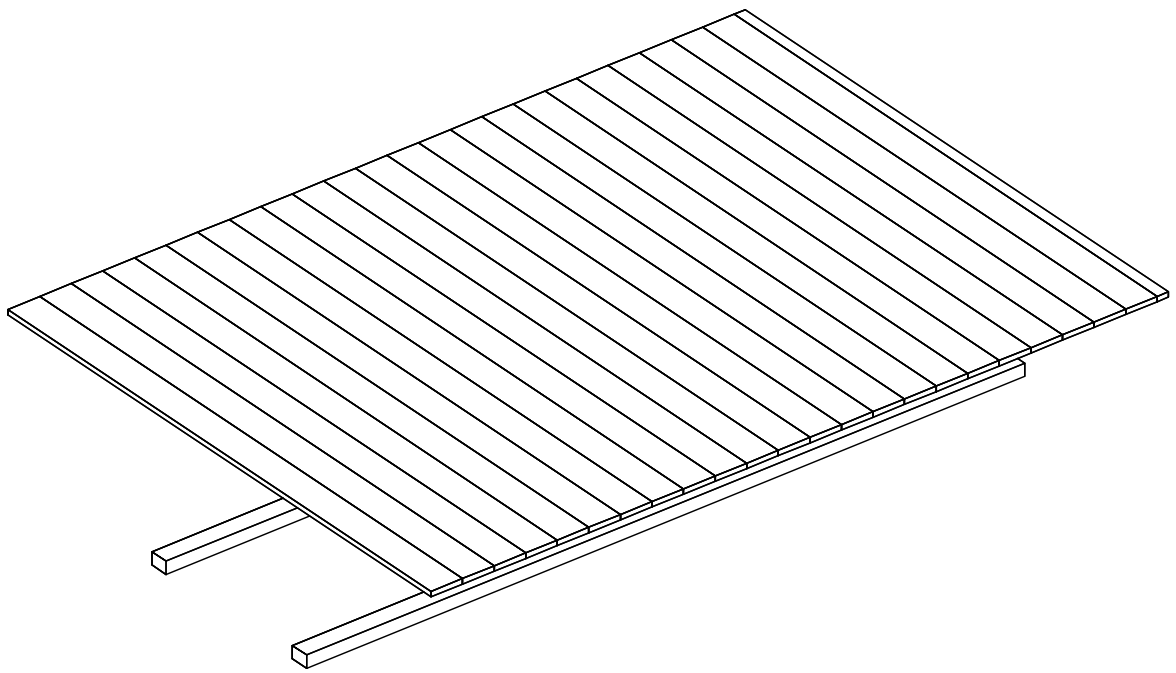
Technische Daten



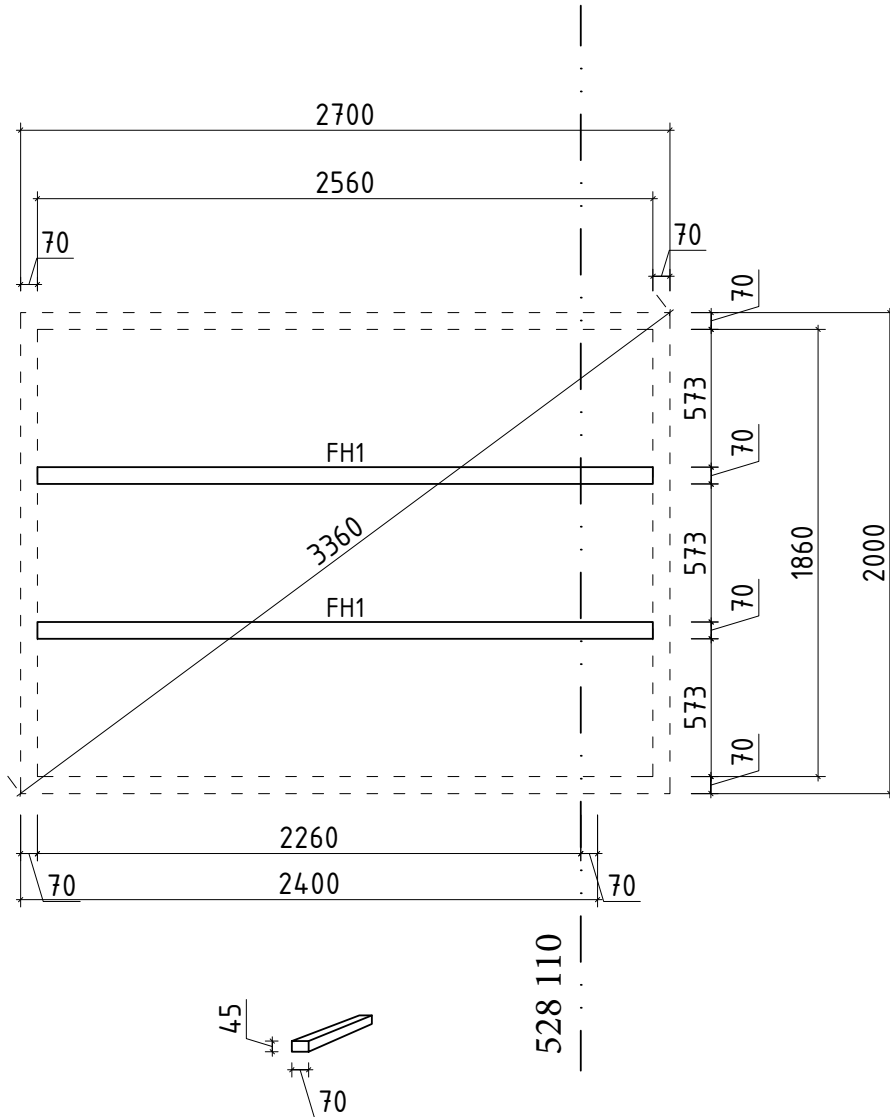
Artikelnummer:

810 210


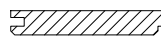




Kontrolliert durch:



Wir empfehlen als Fundament für Ihr Gartenhaus eine vollflächig festgegründete, gepflasterte oder betonierte Fläche. Wahlweise ist auch ein Punkt- oder Streifenfundament möglich.



528 110: Bitte die FH1 um 30cm kürzen!

Pos			Stck	Profil (mm)	Länge (mm)
FH1	FUNDAMENTHÖLZER (imprägniert)		2	70x45	2560
	FUSSBODENBRETTER		24+1	113x18	1940
	FUSSBODENLEISTE	 ✓		18x40	10,0 lfdm
NG04	NÄGEL 2.5x50	Fussbodenbretter		192	
SR32	SCHRAUBEN 3.0x30	Fussbodenleiste		20	
SR57	SCHRAUBEN 5.0x100	Fundamenthölzer		8	
	✓ - bitte selber anpassen (falls nötig)!				

© 05/2023 Finnhaus Wolff