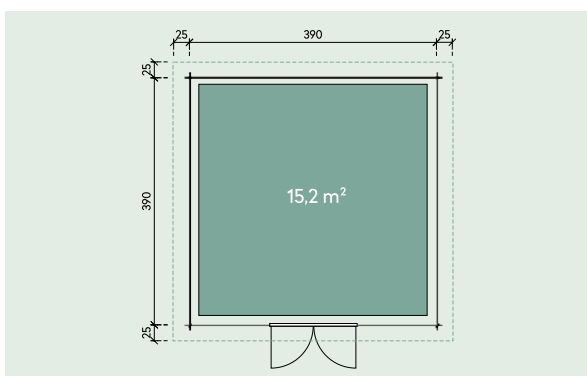


# Technische Daten

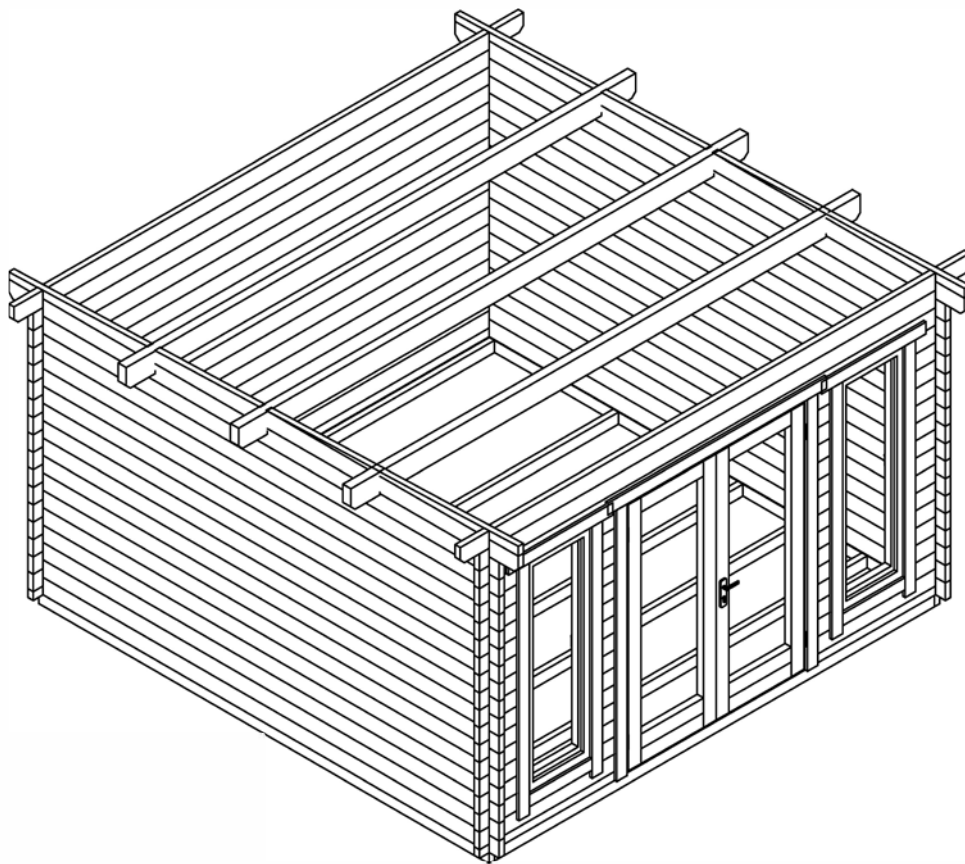


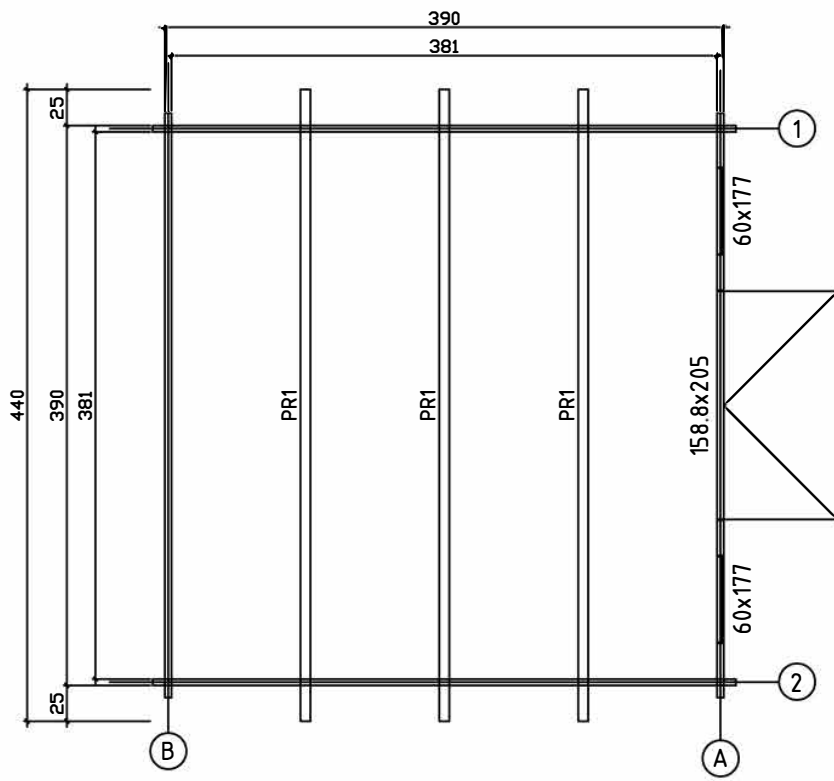
## Artikelnummer:

847 320

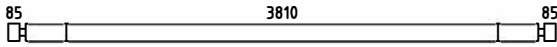






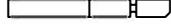






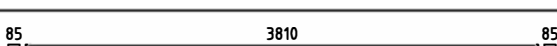


















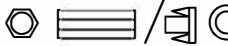

**Kontrolliert durch:**








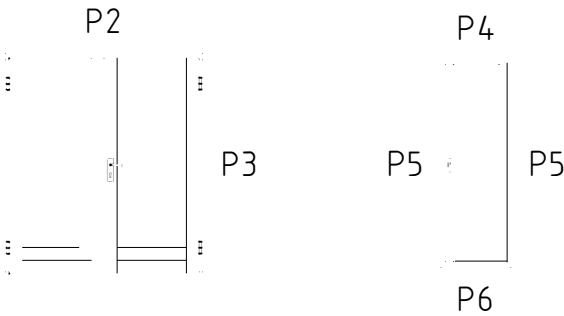
















Pos		Quantity	Profil (mm)	Lenght (mm)
001		2	45x130	4070
002		2	45x130	4070
003		28	45x130	4070
004		2	45x130	4235
005		2	45x96	1200
006		2	45x128	910
007		2	45x130	910
008		2	45x130	1200
009		2	45x73	2178
010		2	45x65	1236
011		2	45x130	1236
012		2	45x130	1236
013		26	45x130	378
014		26	45x130	248
015		1	45x130	4070
016		17	45x130	4070
017		2	45x130	4400
018		1	45x65	4070
GR2		2	45x90	3890
GR1		4	45x90	3800
FB1		6	45x90	3800
PR1		3	70x170	4400
	WINDOW 600x1770	2		
	DOOR 1588x2050	1		

Pos		Quantity	Profil (mm)	Lenght (mm)
	<p>PARAPET R1 - 2 pcs.</p>  <p>PARAPET R2 - 2 pcs.</p> 			
1	<p>Screws/Schrauben/Vis 5x100 mm- For fixing first row of wall logs /Fixierung des ersten Bohlenkranzes/Pour fixer les lamesde plancher</p> 	6		
2	<p>Nails/Nägél/Clous 2.5x50 - For fixing floorboards/ Befestigung Fussbodenbretter/Pour fixer les lames de plancher</p> 	350		
3	<p>Nails/Nägél/Clous 2.5x50 - For fixing roofboards/ Befestigung Dachbretter/Pour fixer les voliges</p> 	300		
4	<p>Nails/Nägél/Clous 2.5x50 - For fixing floor edge trims/ Befestigung Fussleisten/Pour fixer les plinthes du plancher</p> 	30		
5	<p>Screws/Schrauben/Vis 2,5x50 mm- For fixing parapet / Befestigung parapet / Pour fixer les parapet</p> 	180		
6	<p>Screws/Schrauben/Vis 2,5x50 mm- For fixing window and door trims/ Befestigung Fenster und türen/ Pour fixer les croissilons des fenetres et des portes</p> 			
7	<p>Metal storm Brace/Gewindestange/Tige filetee 8 mm</p> 	4		
8	<p>Shim,Nuts/Mutter ,U-Scheibe/Ecrou,Rondelle 8 mm For fixing storm braces/ Pour fixer les anti tempete/ Für Sturmleisten Pour fixer les croissilons des fenetres et des portes</p>  <p>Metal storm Brace/Gewindestange/Tige filetee 8 mm KL1 M8 2,51 m 2 Screws 180 8 pcs. KL2 M8 2,41 m 2 Plastic caps 4 pcs.</p>	4/4		
9	<p>Roofing felt/Dachpappe/Feutre de toiture</p>	10+15		
10	<p>Nails/Nägél/Clous - For fixing roofing felt/ Befestigung Dachpappe/Pour fixer les feutre de toiture</p> 	210		

RB1	19,4m <sup>2</sup>	20		4403	 DACHBRETTER	
R1	2	20	360	4440	 PARAPET	
R2	2	20	360	4445	 PARAPET	
R3	2	45	45	4400	 BEFESTIGUNG DACHBRETTER	
R4	2 2	45	90	250 295	 BEFESTIGUNG PARAPET	
DR1 WN1	1 2	1588 600	2050 1770			
P1	16m	20	40		 Fussbodenleiste	
P2	1+1	20	90	1890	 Türleiste DR1	
P3	2+2	20	90	2030	 Türleiste DR1	
P4	2+2	20	90	900	 Fensterleiste WN1	
P5	4+4	20	90	1920	 Fensterleiste WN1	
P6	2+2	20	90	540 570	 Fensterleiste WN1	