

# Technische Daten: Art.-Nr.: 851 021

Wandaußenmaß: 450 x 290 cm

Bohlenstärke: 40 mm

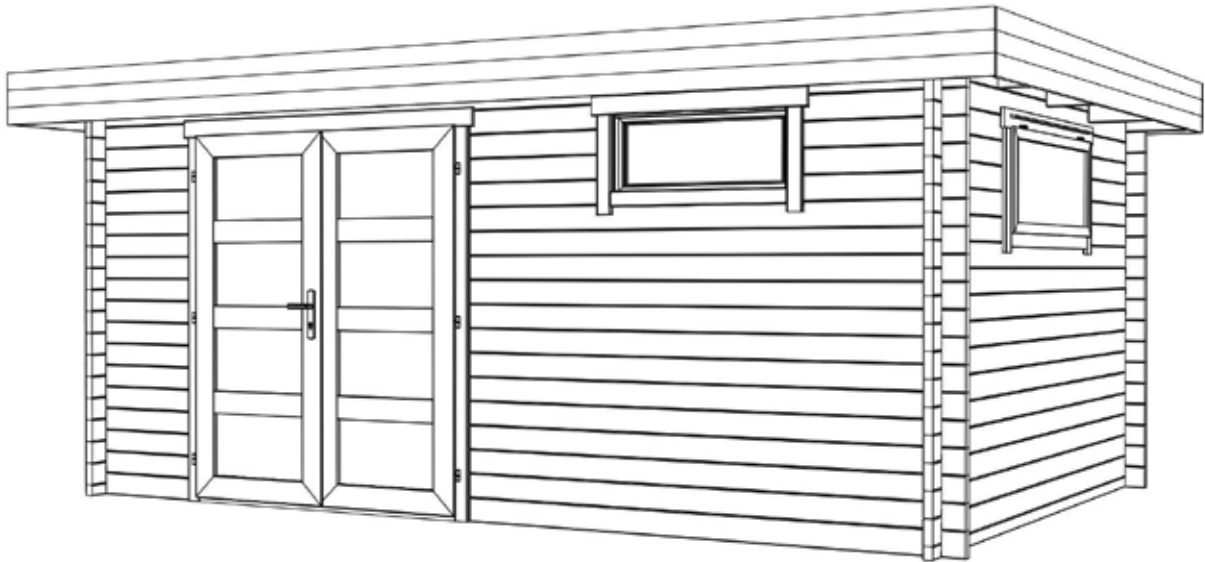


Kontrolliert durch:

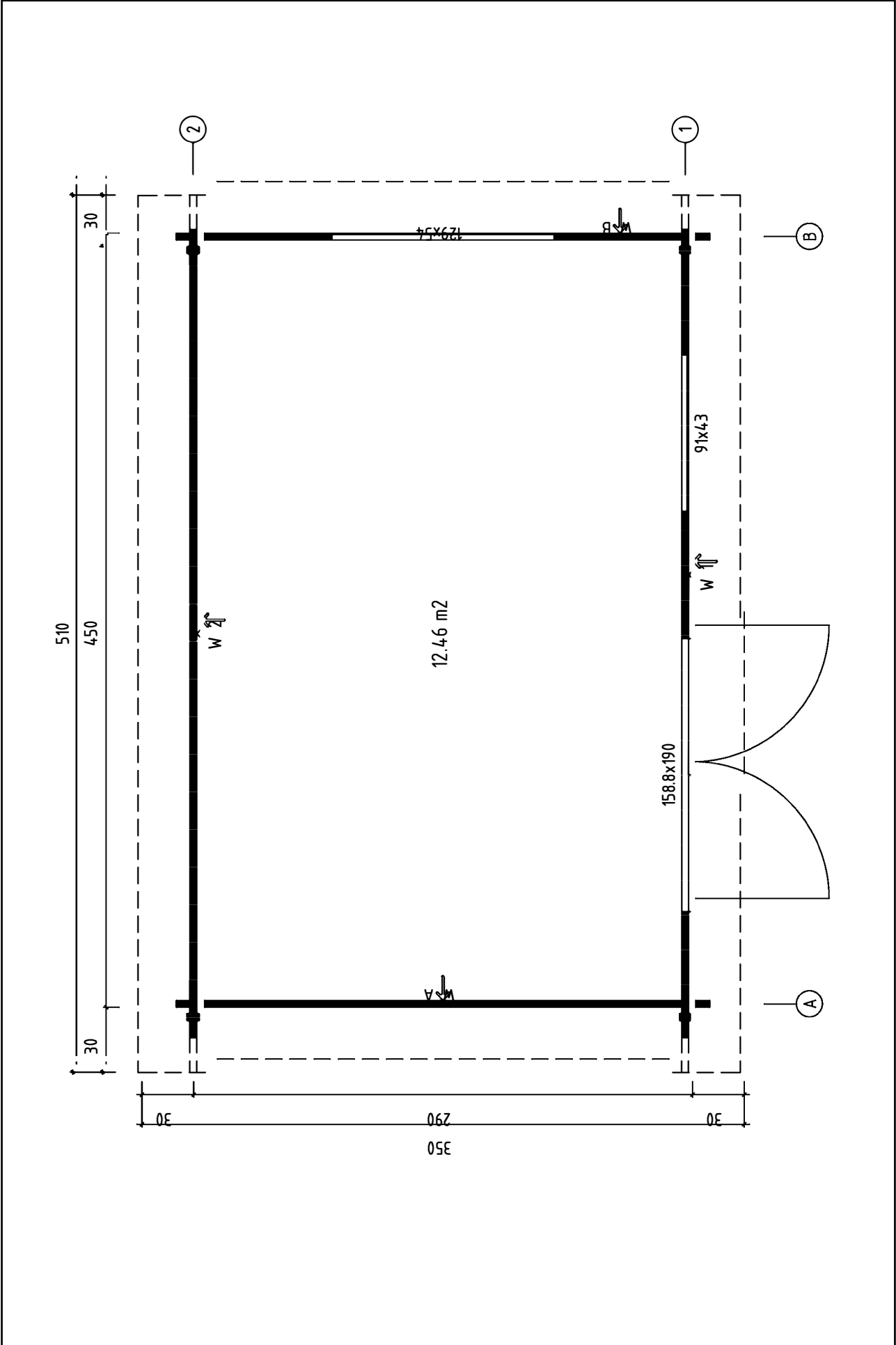
Empty box for signature or name.

Achtung: Alle angegebenen Maße sind ca.-Maße!

# 3D-Ansicht 851 021

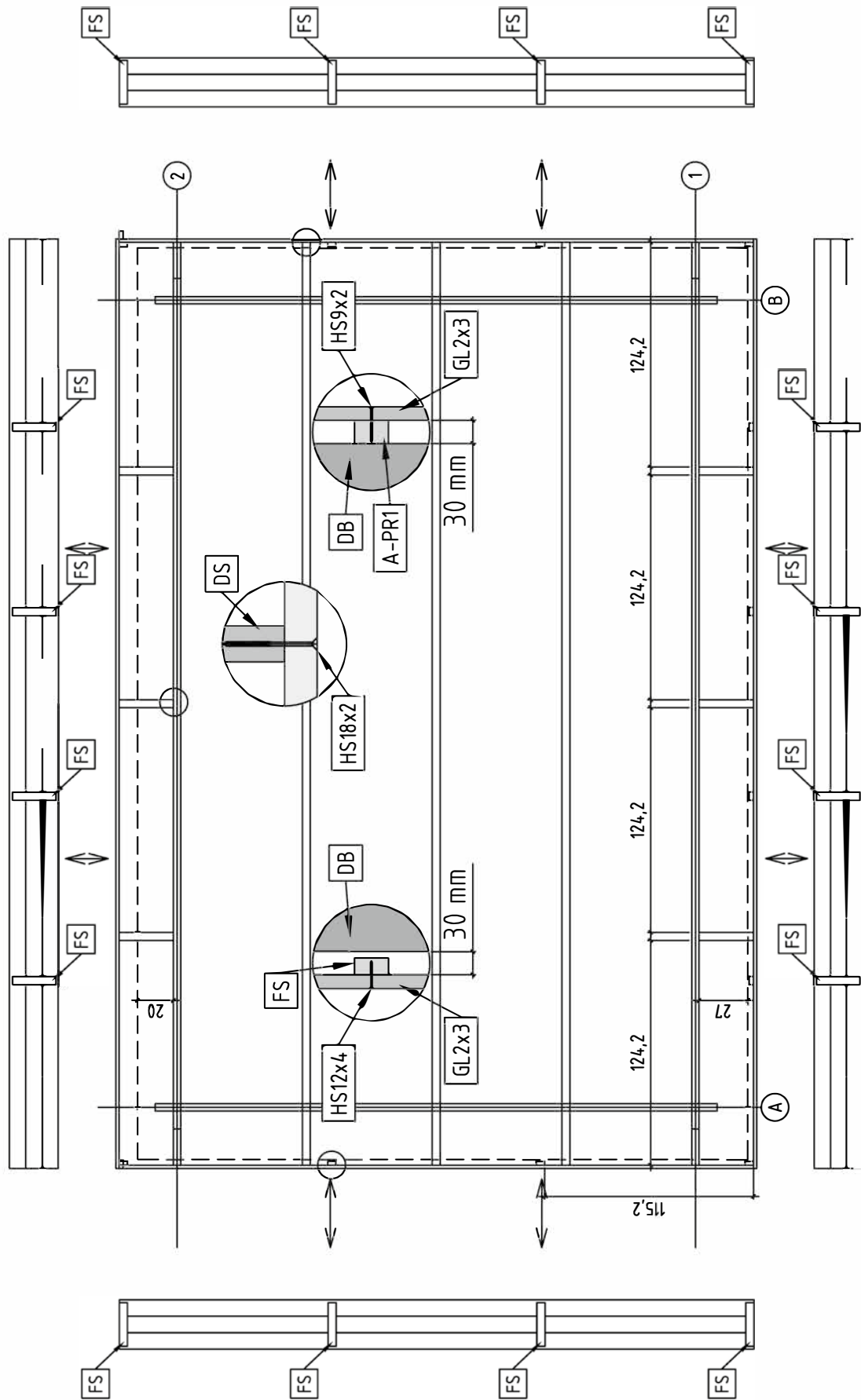


# Grundriss 851 021




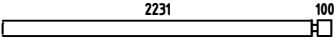

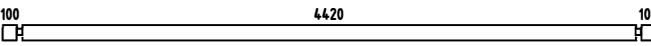
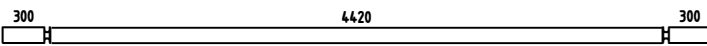
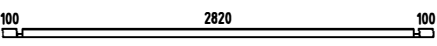
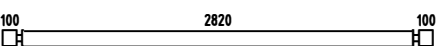

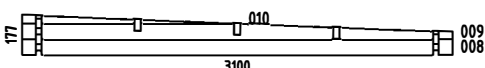
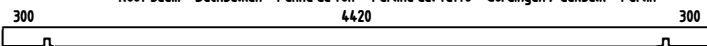
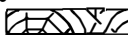






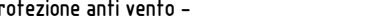





# Dach-Draufsicht

## 851 021



# Teileliste 1

## 851 021

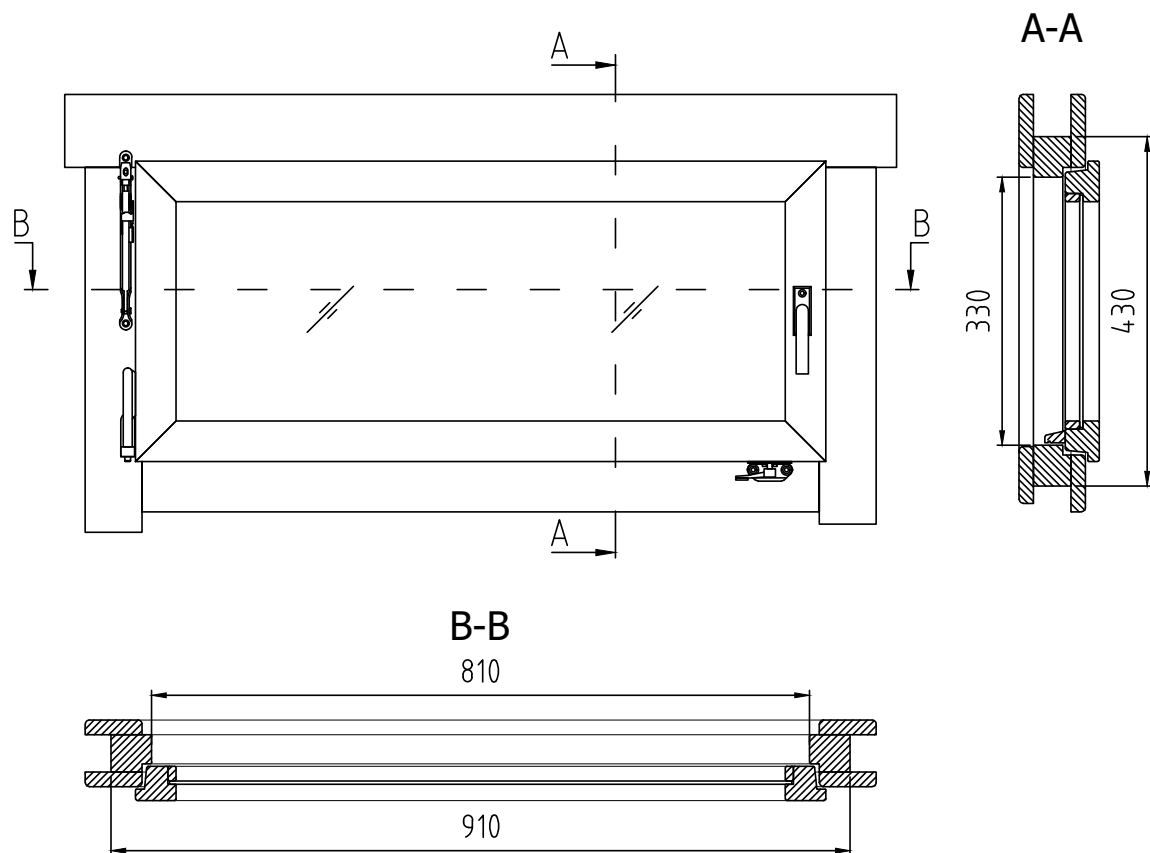
Pos		Q	P (mm)	L (mm)
001		21	40x114	725
002		13	40x114	2371
003		4	40x114	725
004		18	40x114	4700
005		2	40x114	5100
006		2	40x57	3100
007		27	40x114	3100
011		10	40x114	900
WA-1 WB-1		1 1		
A-PR1	Roof beam - Dachbalken - Panne de toit - Perlina del tetto - Gordingen / dakbalk - Pärlin 	3	44x140	5100
GL1	Gable moulding - Giebelleiste - Planche de rive - Finitura per frontale e retro del tetto - Gevellijst - Viilulaud 	6	18x90	5136
GL2	Gable moulding - Giebelleiste - Planche de rive - Finitura per frontale e retro del tetto - Gevellijst - Viilulaud 	6	18x90	3500
DPL1	Roofing felt fillet - Dachpappenleiste - Baguette de fixation du feutre bitumeux - Asse per fissaggio guaina bituminosa - Afdekljst asfaltpapier - Katusepapiilist 	2	18x58	2520
DPL2	Roofing felt fillet - Dachpappenleiste - Baguette de fixation du feutre bitumeux - Asse per fissaggio guaina bituminosa - Afdekljst asfaltpapier - Katusepapiilist 	2	18x58	3312
DB	Roof boards - Dachbretter - Voliges - Perlina per tetto - Dakhout - Katuselaud 	56	90x18	3373
DRV-1	Roof edge reinforcement - Dachrandverstärkung - Corniere de renfort de bord de toit - Rinforzo x tetto - Dakrand versterking - Räästatugevdus 	2	28x34	2520
KFS-1	Storm protection - Sturmleiste - Latte anti-tempete - Protezione anti vento - Stormverankerung / beveiliging - Tormikinnusliist 	2	22x45	2050
KFS-2	Storm protection - Sturmleiste - Latte anti-tempete - Protezione anti vento - Stormverankerung / beveiliging - Tormikinnusliist 	2	22x45	2500
FS	Fixing slat for gable moulding - Befestigungsleiste - Renforts planches de rives - Stecca per fissare i distanziatori - Bevestigingslat afstandhouders - Viilulaua kinnitus 	18	22x45	240
DS	Distance spacers for gable moulding - Dachstützen - Supports extension toiture - Distanziatori per la modanatura del timpano - Daksteun / afstand houder - Viilulaua tugiklots 	6	44x95	300
HS8	Screw for gable moulding fixing slat - Schrauben für befestigungs - leiste - Vis de fixation renforts planches de rives - Viti per distanziatore della stecca di fissaggio - Schroef voor afstand houder lat - Kruvi viilulaua kinnitusele 	120	3.5x35	
HS9	Screw for gable moulding - Schrauben für giebelleiste - Vis pour fixation planche de rive - Vite per fissare finiture davanti e dietro del tetto - Schroef voor gevellijst - Kruvi viilulauale 	32	3.5x50	
HS12	Screw for roof edge reinforcement - Schrauben für dachrandverstärkung - Vis pour fixation corniere renfort de bord de toit - Viti x rinforzo bordo tetto - Schroef voor dakrand versterking - Kruvi räästatugevdusele 	12	4x40	



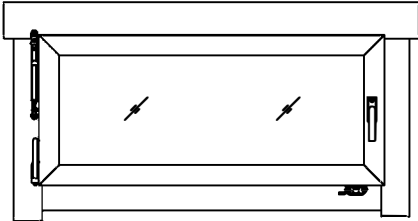
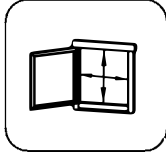

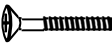
# Fensterdetails

## 851 021

Milklass size - Milchglasgröße - Taille de la vitre - Misura del vetro -  
Glas afmeting - Klaasi mõõt: 766x266 mm



# Teileliste Fenster 851 021

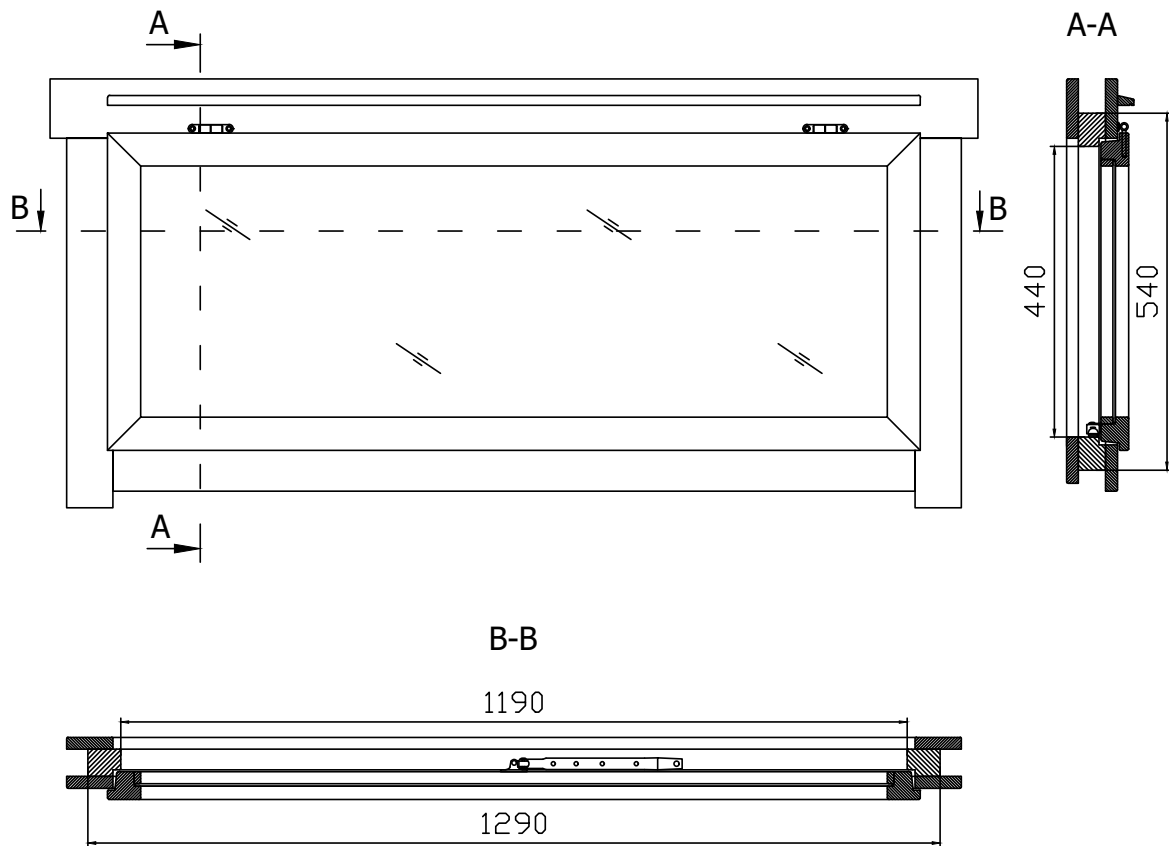
Pos		P (mm)	L (mm)
	<p data-bbox="272 371 1161 398">Glass size - Glasgröße - Taille de la vitre - Misura del vetro - Glas afmeting - Klaasi mõõt: 766x286 mm</p>   <p data-bbox="1235 544 1337 566">810x330 mm</p>		
FS1	<p data-bbox="272 1998 932 2047">Window handle fittings - Fenstergriff - Poignee de fenetre - Maniglia c/ferramenta - Raamhendel -/grendel -/klink - Aknalink</p> 	1	
FSP	<p data-bbox="272 2065 1002 2132">Bolt for window handle fittings - Bolzen für fenstergriff beschlag - Vis pour fixation poignee de fenetre - Bullone x apertura manuale finestra - Schroef voor raamhendel - Akna käepideme polt</p> 	2	



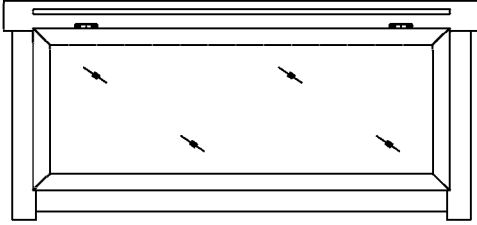
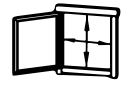
# Fensterdetails

## 851 021

Milklass size - Milchglasgröße - Taille de la vitre - Misura del vetro -  
Glas afmeting - Klaasi mõõt: 1146x396 mm



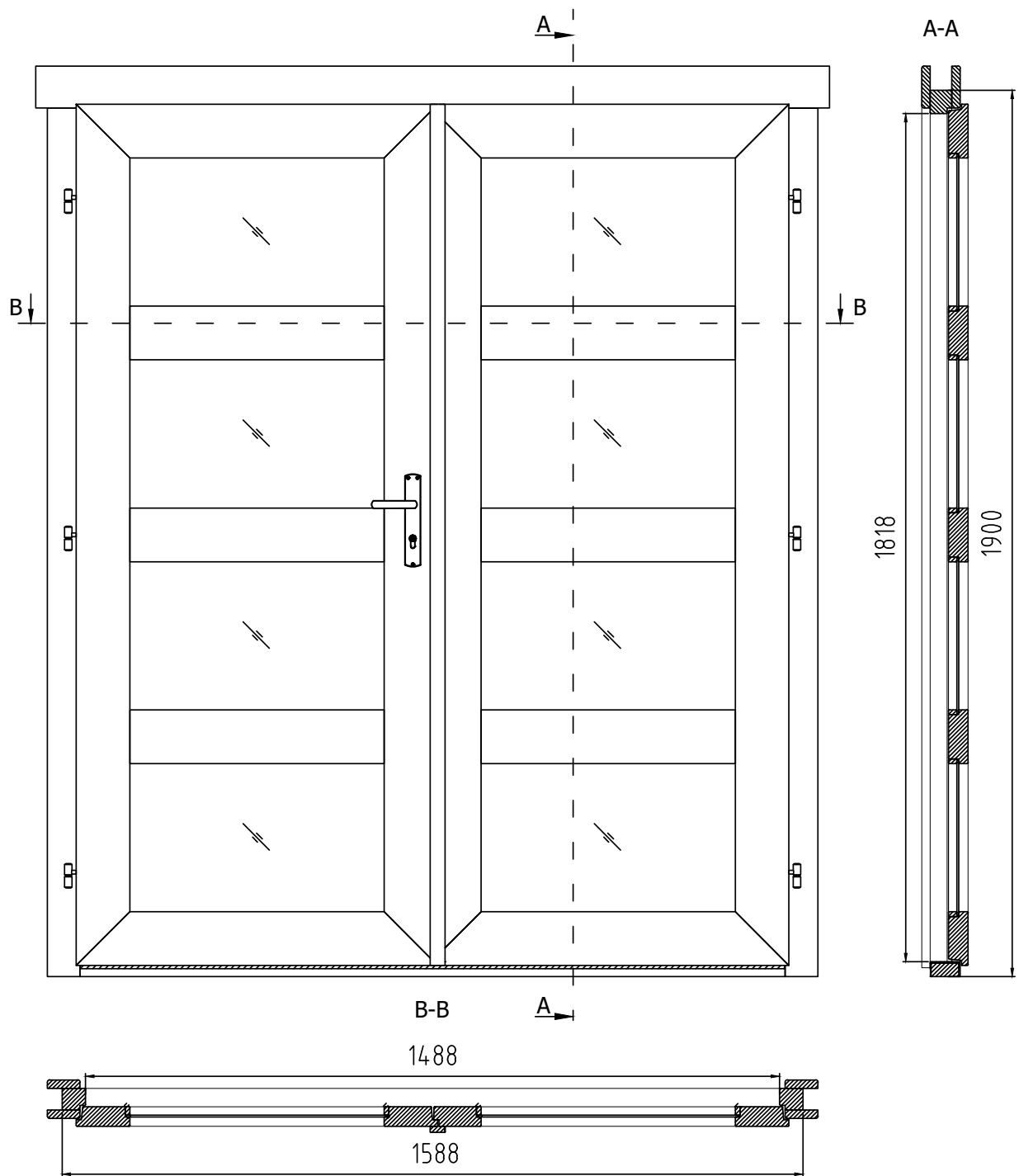
# Teileliste Fenster 851 021

Pos		Q	P (mm)	L (mm)
	<p data-bbox="271 353 1165 385">Glass size - Glasgröße - Taille de la vitre - Misura del vetro - Glas afmeting - Klaasi mõõt: 1146x396 mm</p>  <p data-bbox="1204 358 1364 504"></p> <p data-bbox="1228 526 1348 555">1190x440 mm</p>			

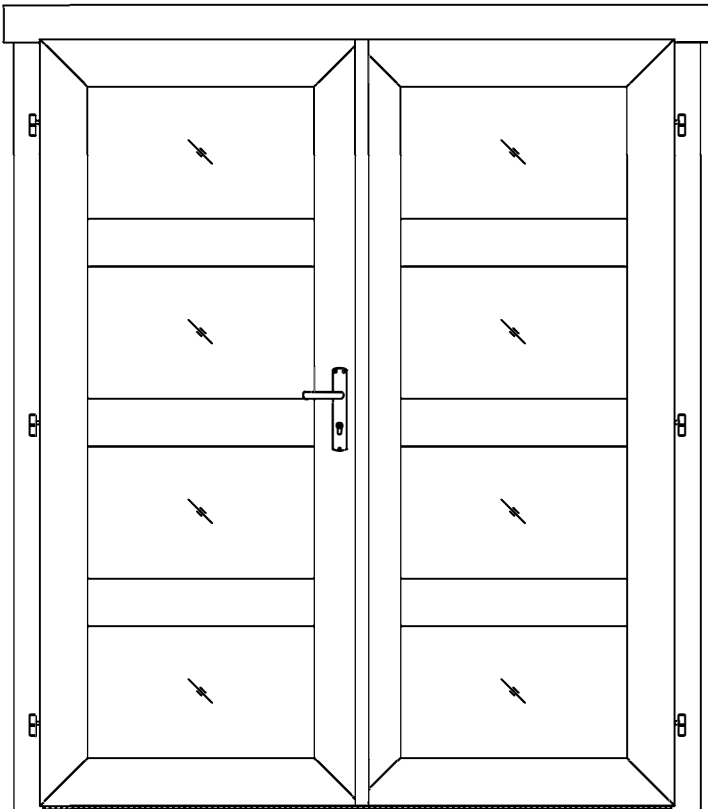
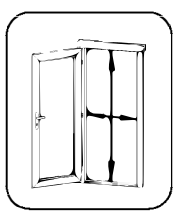



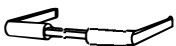


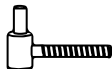

# Türdetails

## 851 021


Milklass size - Milchglasgröße - Taille de la vitre - Misura del vetro -  
Glas afmeting - Klaasi mõõt: 561x334 mm



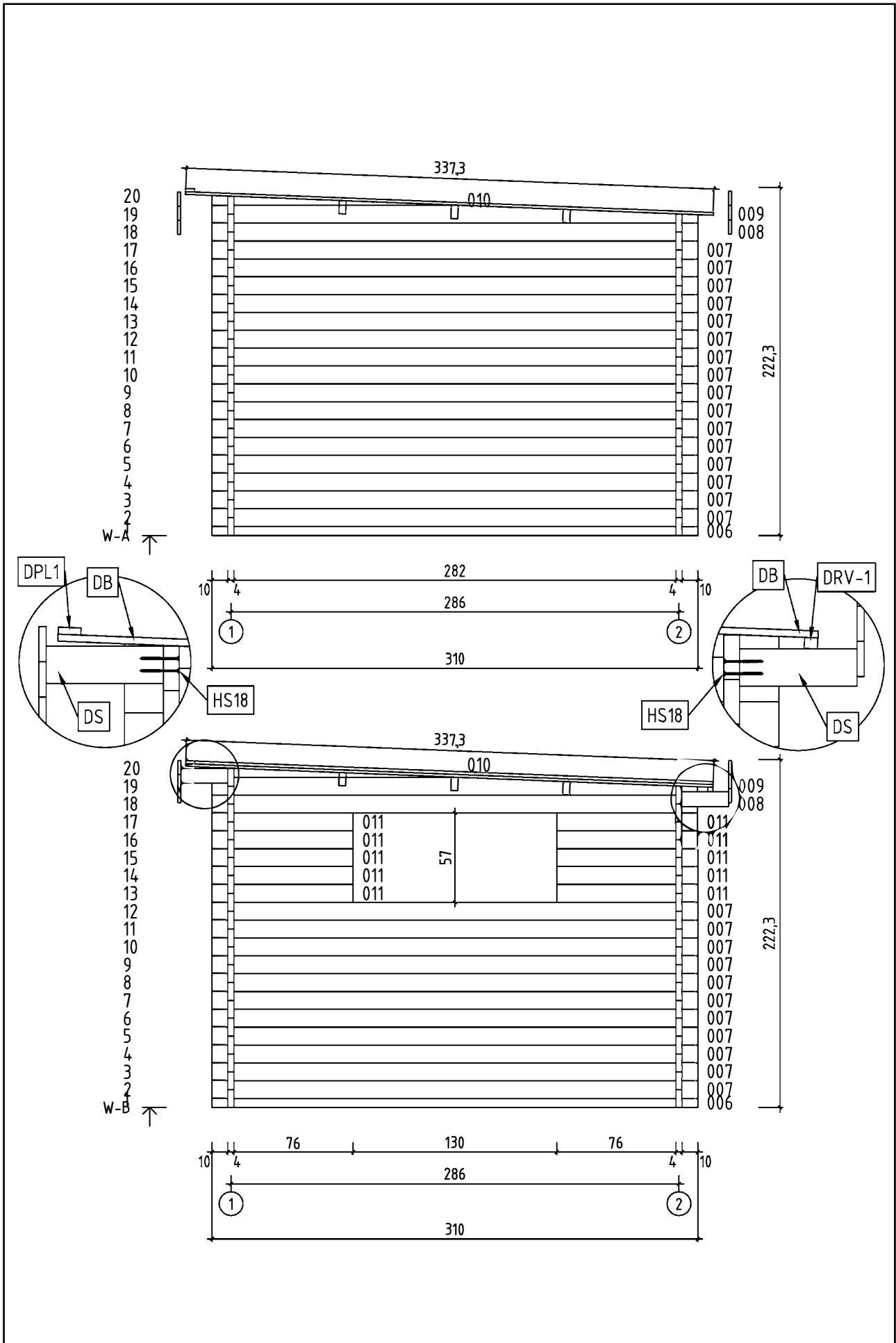
# Teileliste Tür 851 021

Pos		Q	P (mm)	L (mm)	
	<p>Glass size - Glasgröße - Taille de la vitre - Misura del vetro - Glas afmeting - Klaasi mõõt: 561x334 mm</p>   <p>1488x1818 mm</p>				
HS4	Screw for door fillet - Schraube zur Befestigung türleiste - Vis pour fixation baguette d'arrêt de porte - Viti per massellino della porta - Schroef voor deurlijst - Kruvi ukse kokkuvaltsiliistule		5	3x30	
HS16	Screw for door jamb - Schraube für Türrahmen - Vis de fixation partie haute avec montants du cadre de porte - Viti x fissaggio montanti porte - Schroef voor deurkozijn - Kruvi ukse lengile		4	5x90	
HS25	Screw for doorstep - Schrauben für swelle - Vis pour fixation barre de seuil - Vite per soglia della porta - Schroef voor deurdorpel - Kruvi lävepakule		3	4.5x65	
TL4	Door handle fittings - Türgriff - Poignée de porte - Maniglie - Deurhendel / klink - Ukse käepide		1		
TL5	Set of door lock covers - Schlossblenden - Set de garnitures de porte - Copertura serrature - Slot sluitplaat set - Ukse lukuplaat		1		
	Cylinder lock - Zylinderschloss - Barillet de porte - Serratura - Cylinder slot - Ukse lukusüdamik		1	30x35	
	Male bolt hinge for door - Türband - Partie male de paumelle de porte - Cerniera anube x porta - Scharnier bout - Ukse polthing isane		6		
	Striker for barrel bolt - Hülse für Grendelriegel - Gache au sol du targette - Boccola per fermo della porta - Huls voor vergrendelingsschuif - Vasturaud ukse servariivile		2		

# Wandplan 851 021

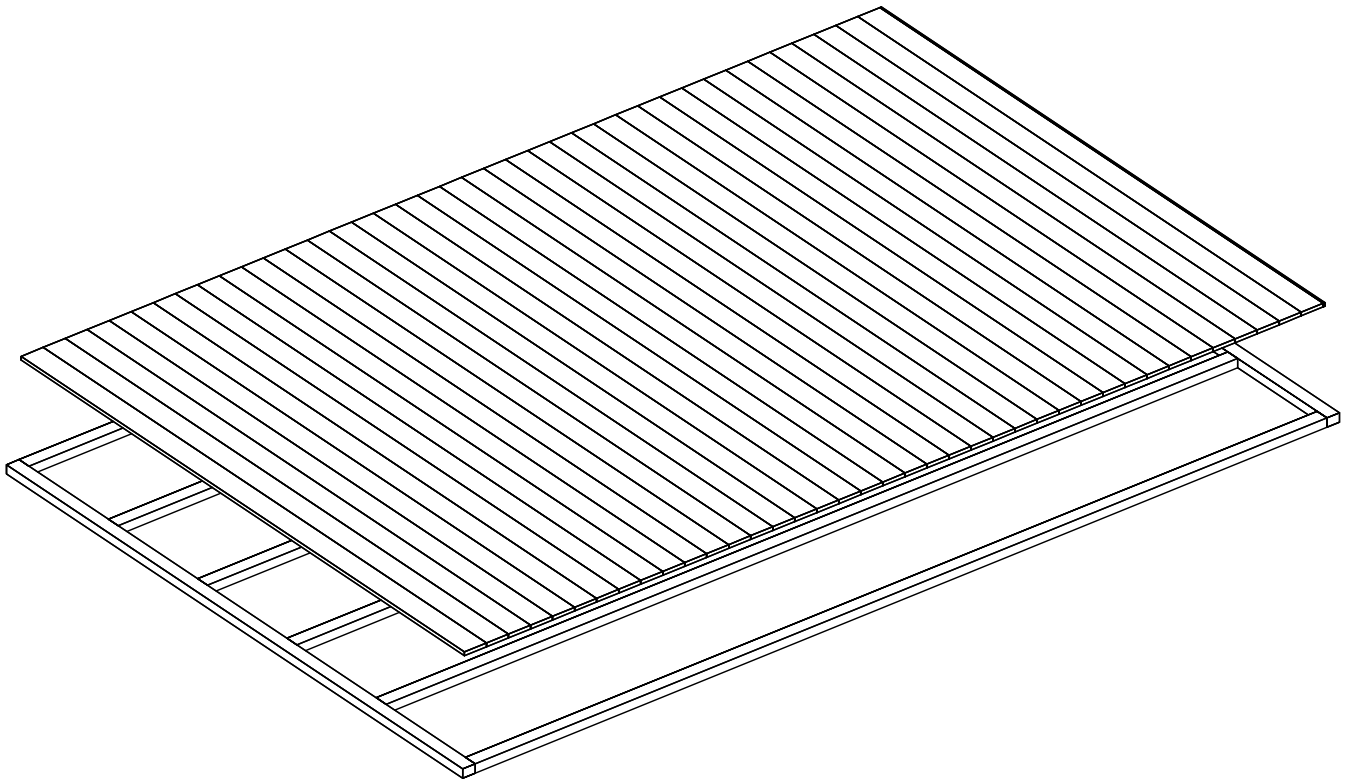


# Wandplan 851 021



**Technische Daten: Art.-Nr.: 851 021**


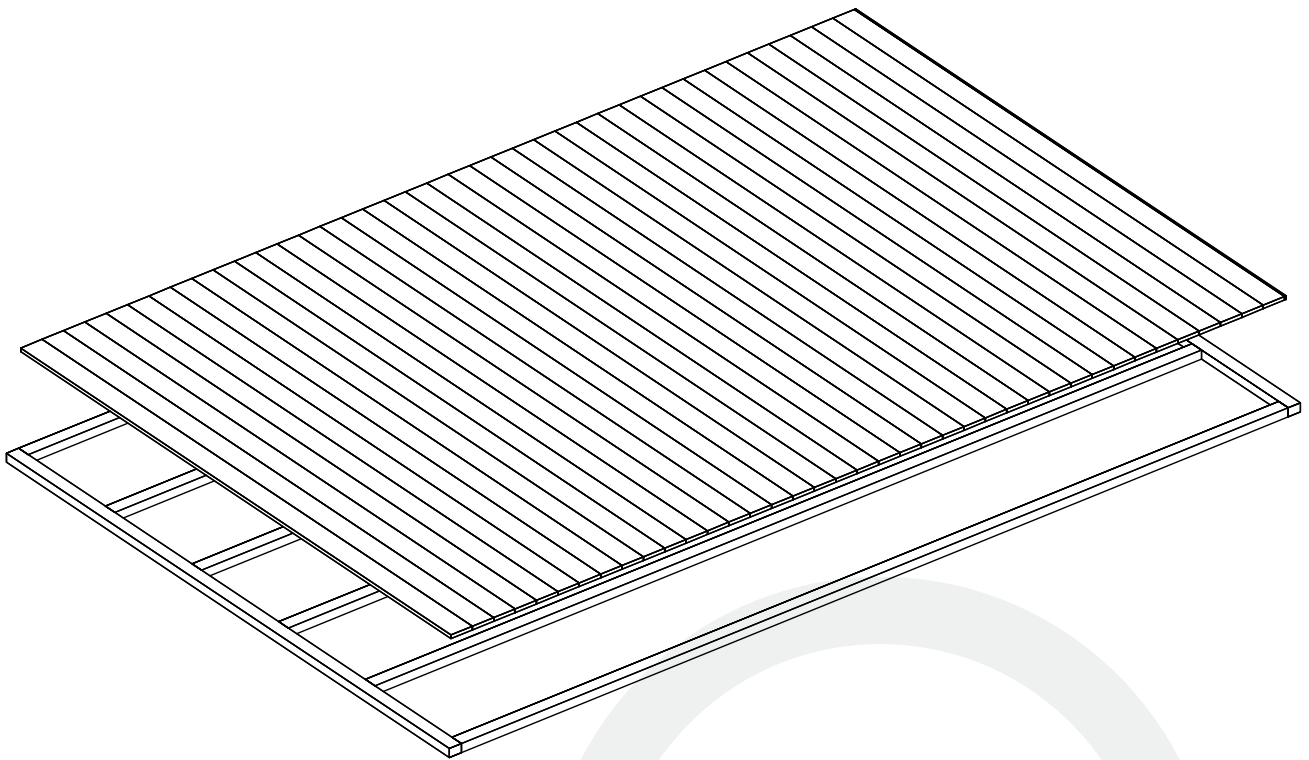
Wandaußenmaß: 450 x 300 cm



Kontrolliert durch:

Achtung: Alle angegebenen Maße sind ca.-Maße!

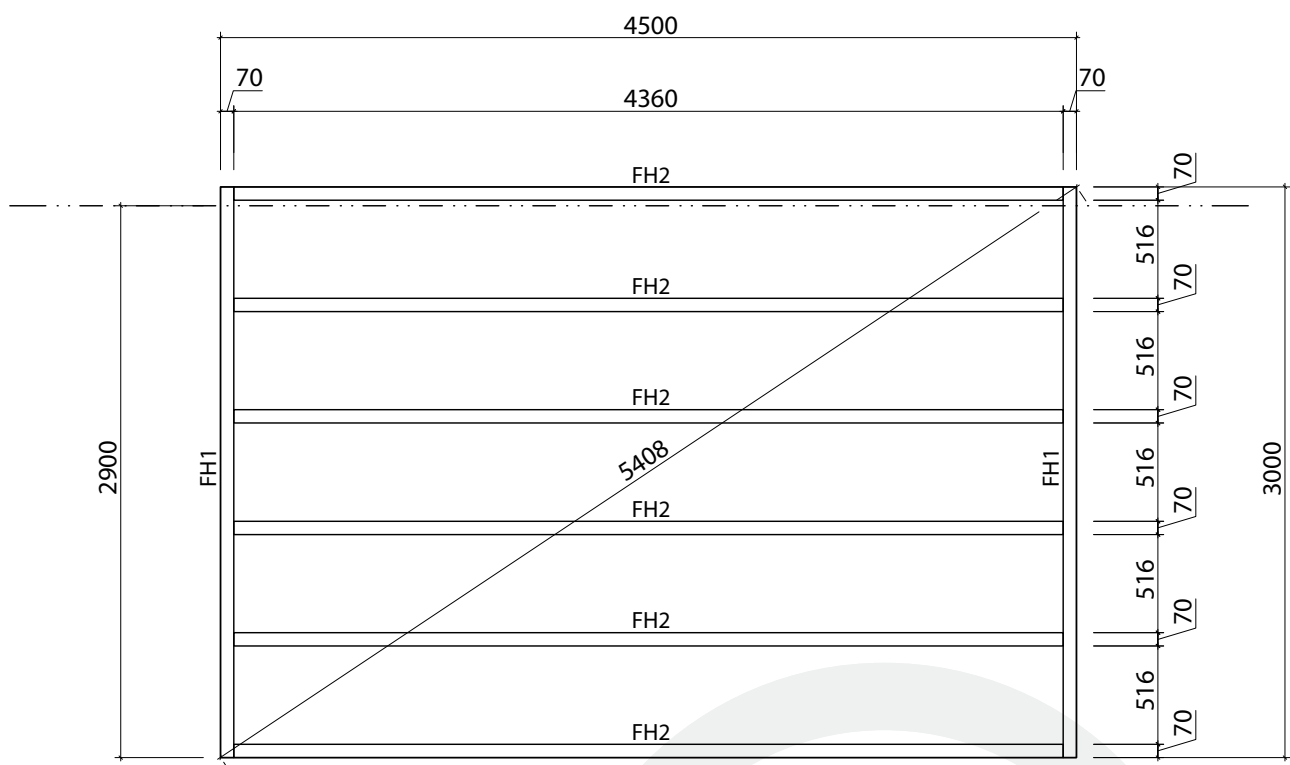
# 3D-Darstellung Art.-Nr. 851 021





# Lagerholzplan und Fundamentplan Art.-Nr. 851 021

Wir empfehlen als Fundament für Ihr Gartenhaus eine vollflächig festgegründete, gepflasterte oder betonierte Fläche.  
Wahlweise ist auch ein Punkt- oder Streifenfundament möglich.



Betrifft die Artikelnummern 540 497, 830 031, 830 032,  
830 033, 830 034, 851 021 und 851 022:

Bitte die FH1 und die Fussbodenbretter um 10 cm kürzer

