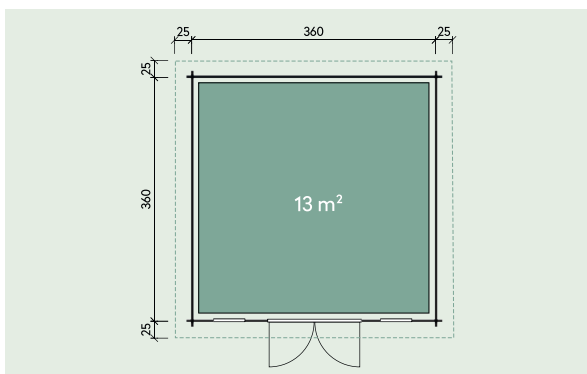


Technische Daten

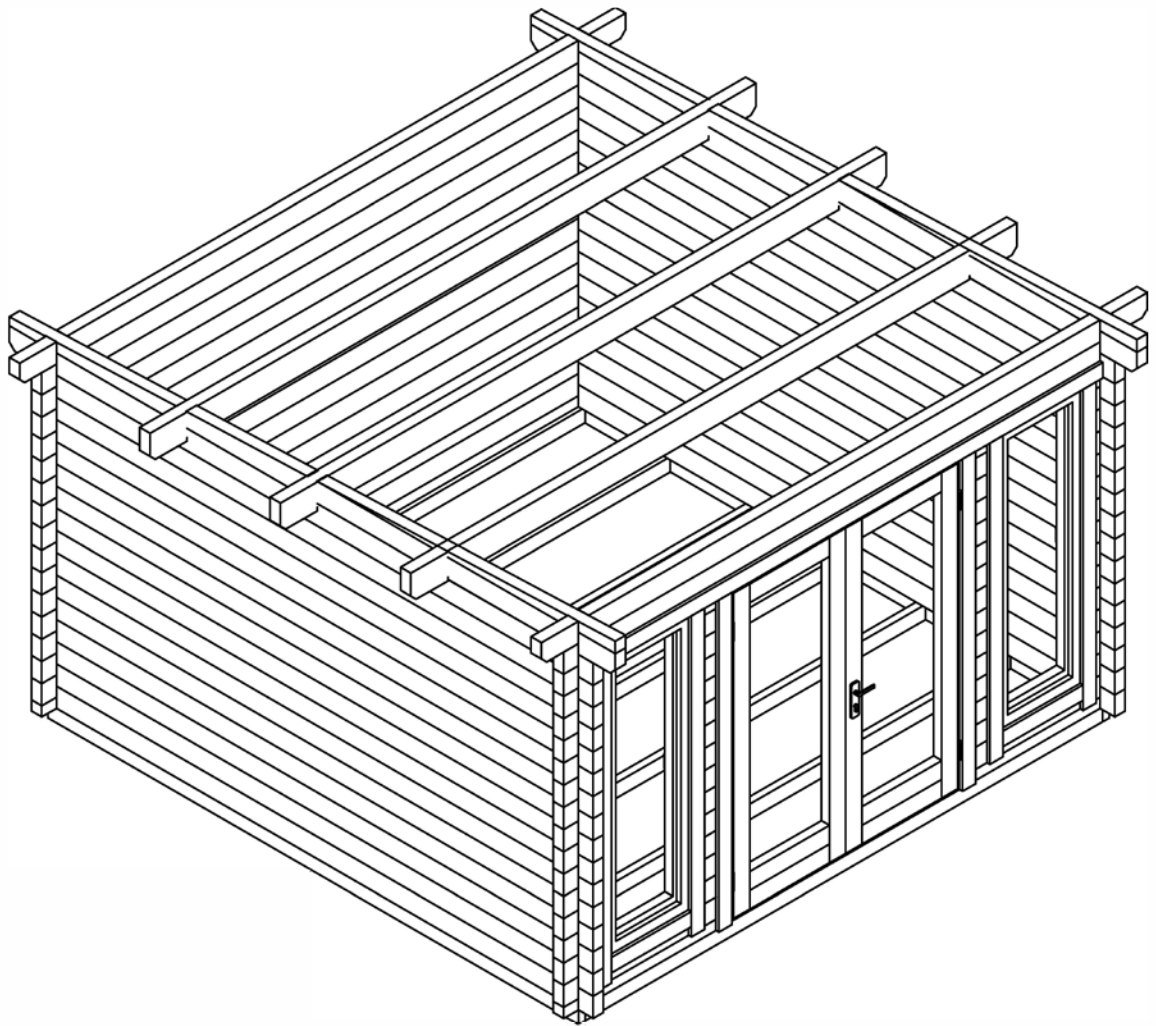


Artikelnummer:

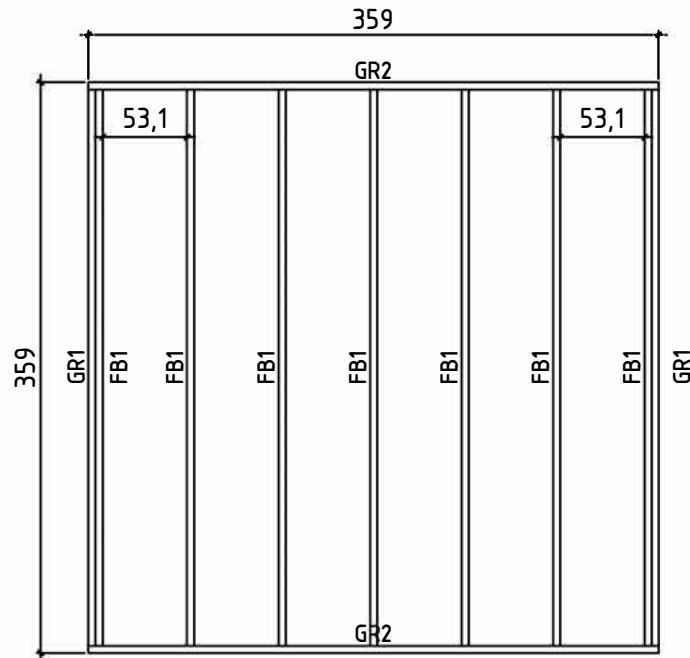
871 510














Kontrolliert durch:













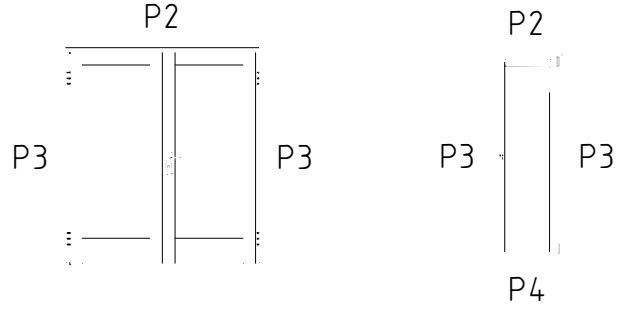








Wir empfehlen als Fundament für Ihr Gartenhaus eine vollflächig festgegründete, gepflasterte oder betonierte Fläche. Wahlweise ist auch ein Punkt- oder Streifenfundament möglich.



Pos	Quantity	Profil (mm)	Lenght (mm)
001	2	70x130	3800
002	2	70x130	3800
003	26	70x130	3800
004	2	70x130	3950
005	2	70x95	1138
006	2	70x128	823
007	2	70x130	823
008	2	70x130	1138
009	2	70x74	2015
010	2	70x65	1101
011	2	70x130	1101
012	28	70x130	270
013	28	70x130	221
014	16	70x130	3800
015	2	70x130	4100
016	1	70x65	3800
GR2	2	GROUNDFRAME	45x90 3590
GR1	2	GROUNDFRAME	45x90 3500
FB1	7	FLOORBEAMS	45x90 3500
PR1	3	Purlins	70x170 4100
	2	WINDOW 600x1770	
	1	DOOR 1588x1965	

Pos		Quantity	Profil (mm)	Lenght (mm)
	<p>PARAPET R1 - 2 pcs.</p>  <p>PARAPET R2 - 2 pcs.</p> 			
1	<p>Screws/Schrauben/Vis 5x100 mm- For fixing first row of wall logs /Fixierung des ersten Bohlenkranzes/Pour fixer les lamesde plancher</p> 	6		
2	<p>Nails/Nägel/Clous 2.5x50 - For fixing floorboards/ Befestigung Fussbodenbretter/Pour fixer les lames de plancher</p> 	275		
3	<p>Nails/Nägel/Clous 2.5x50 - For fixing roofboards/ Befestigung Dachbretter/Pour fixer les voliges</p> 	275		
4	<p>Nails/Nägel/Clous 2.5x50 - For fixing floor edge trims/ Befestigung Fussleisten/Pour fixer les plinthes du plancher</p> 	30		
5	<p>Screws/Schrauben/Vis 2,5x50 mm- For fixing parapet / Befestigung parapet / Pour fixer les parapet</p> 	145		
6	<p>Screws/Schrauben/Vis 2,5x50 mm- For fixing window and door trims/ Befestigung Fenster und türen/ Pour fixer les croissilons des fenetres et des portes</p> 			
7	<p>Metal storm Brace/Gewindestange/Tige filetee 8 mm</p> 	4		
8	<p>Shim;Nuts/Mutter ,U-Scheibe/Ecrou;Rondelle 8 mm For fixing storm braces/ Pour fixer les anti tempete/ Für Sturmleisten Pour fixer les croissilons des fenetres et des portes</p>  <p>Metal storm Brace/Gewindestange/Tige filetee 8 mm KL1 M8 2,38 m 2 Screws 180 8 pcs. KL2 M8 2,28 m 2 Plastic caps 4 pcs.</p>	4/4		
9	<p>Roofing felt/Dachpappe/Feutre de toiture</p>	10+15		
10	<p>Nails/Nägel/Clous - For fixing roofing felt/ Befestigung Dachpappe/Pour fixer les feutre de toiture</p> 	180		

					Teilleiste	
POS	ST.	B	H	L		
FB1	Vt. spetsi					FUNDMENTHOLZER 
F1	12m ²	28		3455		FUSSBODENBRETTER
PR	3	70	170	4100		DACHBALKEN 
RB1	16,8m ²	20		4103		DACHBRETTER
R1	2	20	360	4140		PARAPET
R2	2	20	360	4145		PARAPET
R3	2	45	45	4100		BEFESTIGUNG DACHBRETTER 
R4	2 2	45	90	250 295		BEFESTIGUNG PARAPET 
DR1 WN1	1 2	1588 600	1965 1770	 <p style="text-align: center;">Sliding slats 30x30x1720 mm - 4 pcs.</p>		
P1	15m	20	40			Fußbodenleiste
P2	1+1	20	90	3440		Türleiste DR1,WN1 
P3	6+6	20	90	1945		Türleiste DR1,WN1 
P4	2+2	20	90	540 570		Fensterleiste WN1 