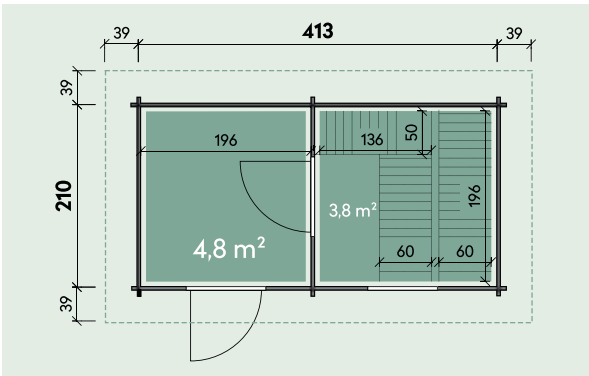


Technische Daten

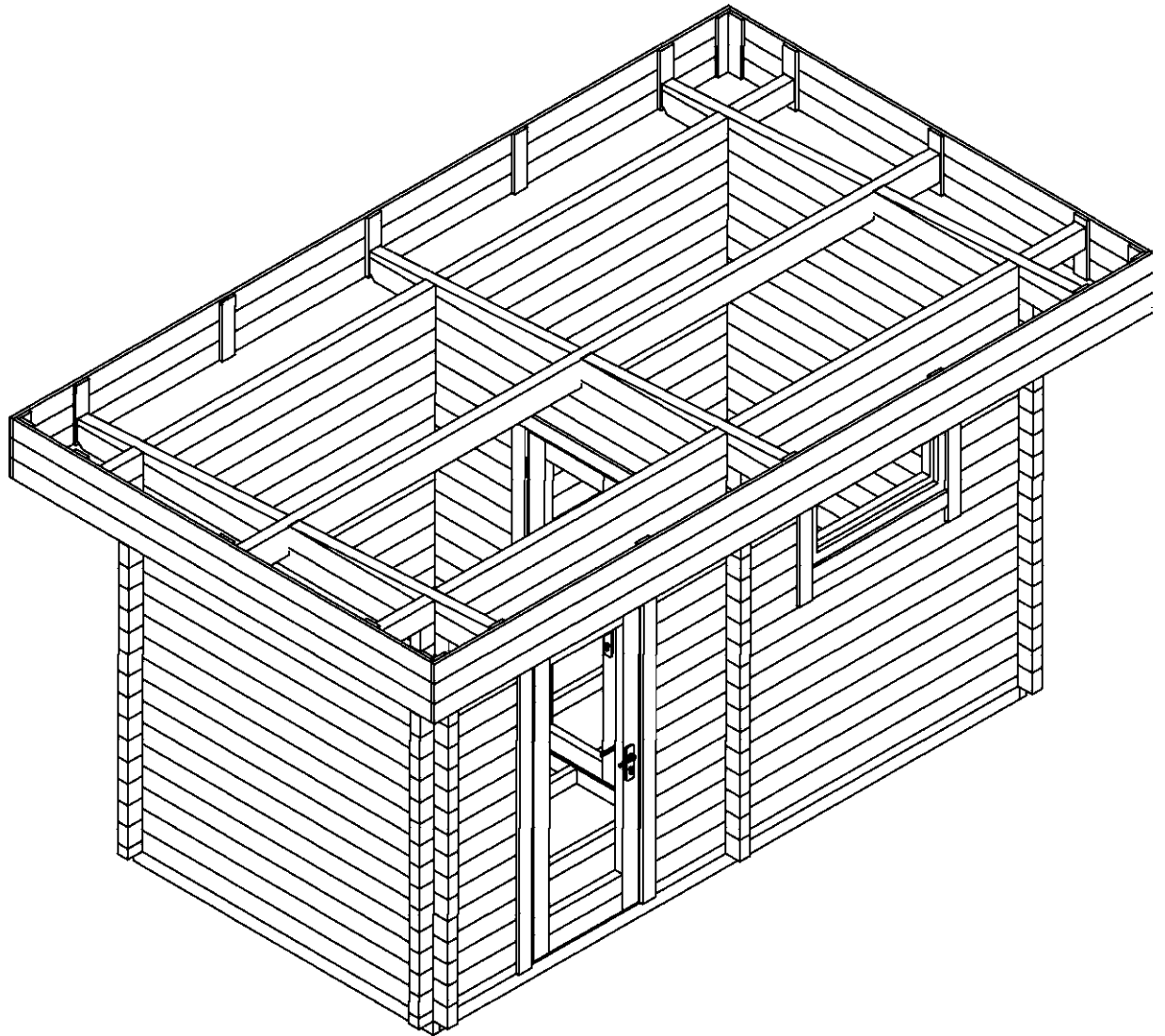


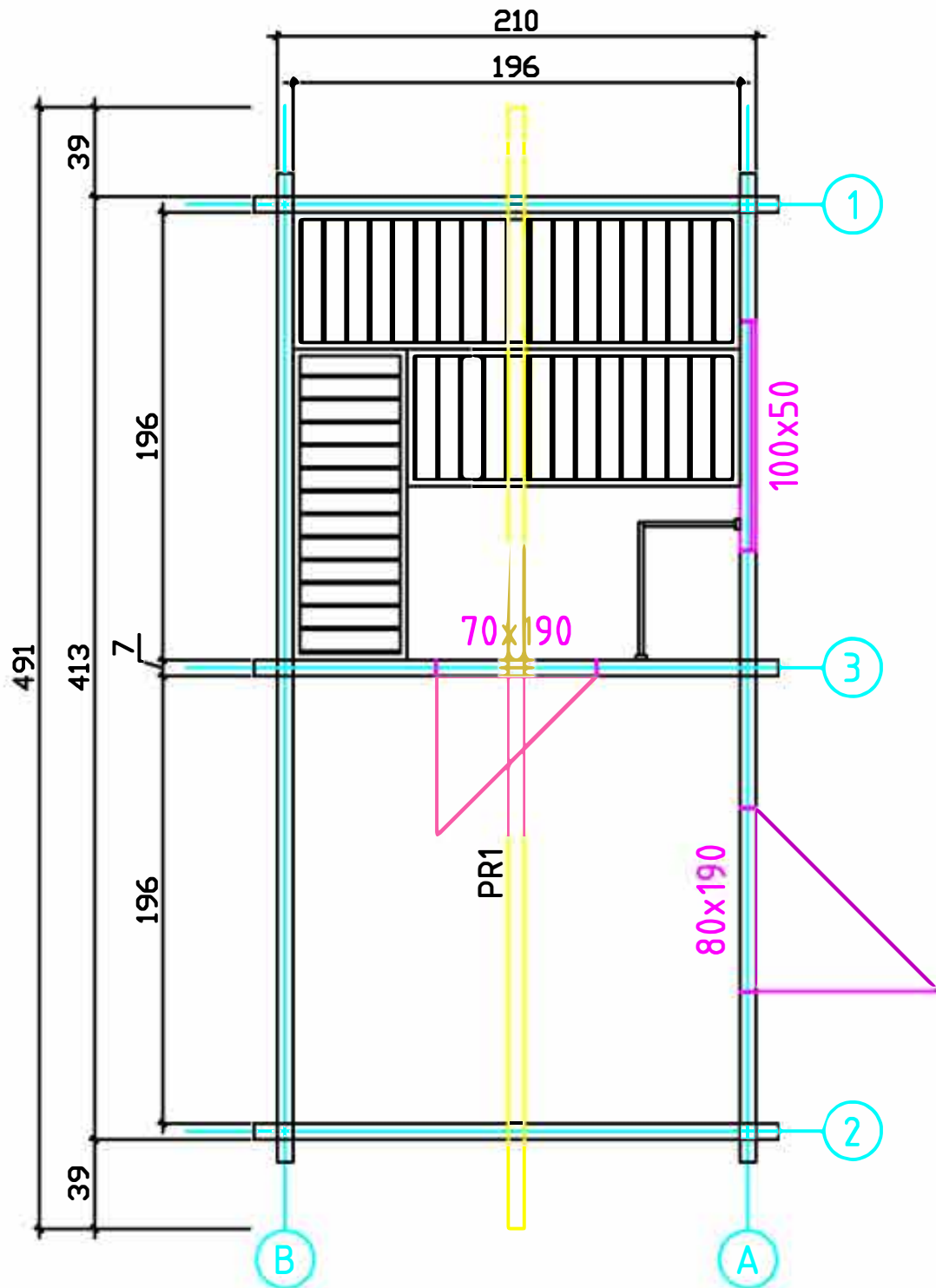
Spiegelverkehrte Montage möglich. Durch Kunden farblich behandelt.

Artikelnummer:
872 010 entspricht 350 310

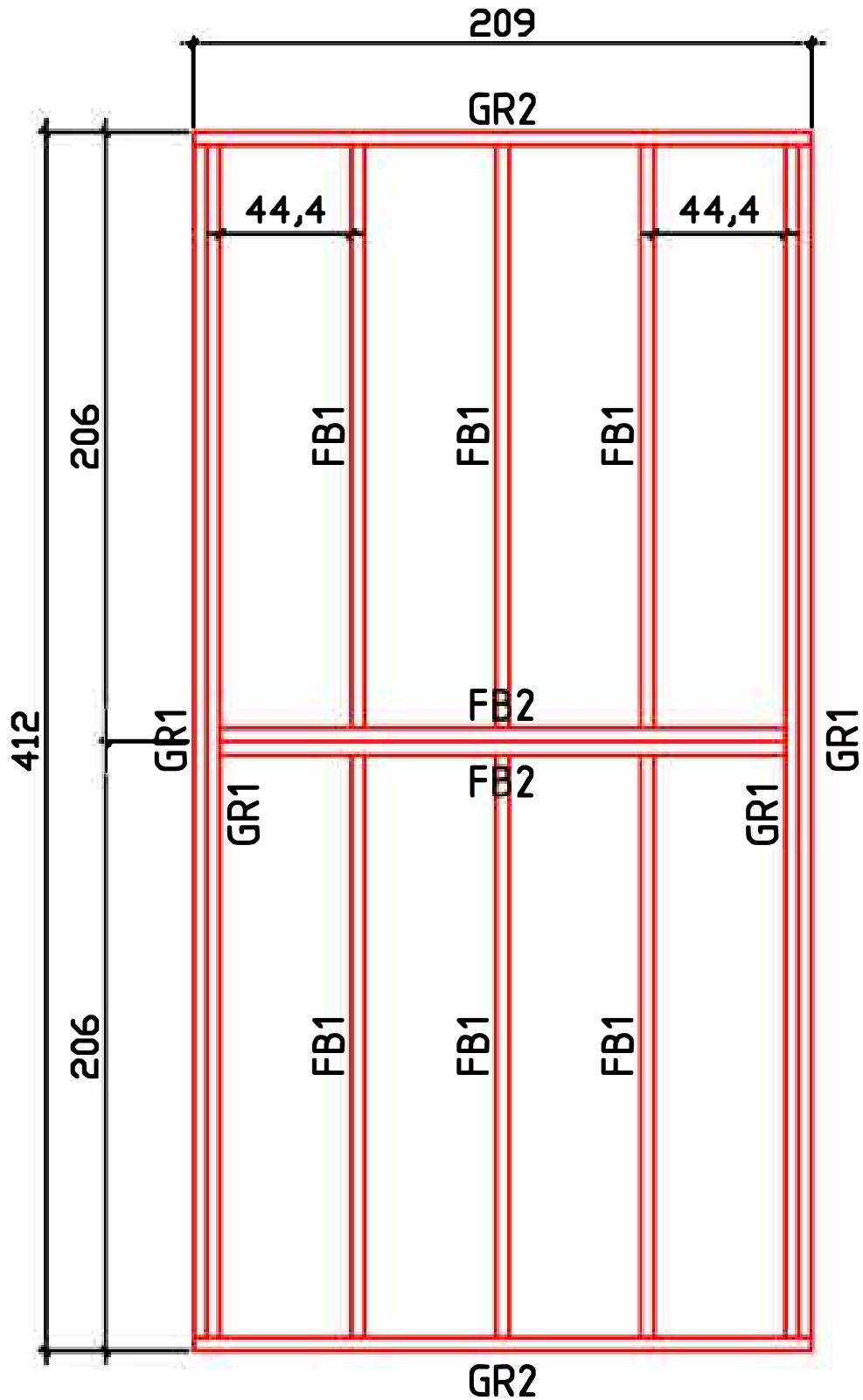



























Kontrolliert durch:






































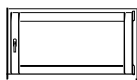















Wir empfehlen als Fundament für Ihr Gartenhaus eine vollflächig festgegründete, gepflasterte oder betonierte Fläche. Wahlweise ist auch ein Punkt- oder Streifenfundament möglich.



Pos		Quantity	Profil (mm)	Length (mm)
001		2	70x130	2300
002		30	70x130	2300
003		2	70x130	2300
004		3	70x130	2590
005		3	70x126	1410
006		3	70x130	1410
007		3	70x90	1405
008		1	70x130	795
009		1	70x130	795
010		14	70x130	795
011		14	70x130	795
012		2	70x130	2300
013		1	70x65	745
014		1	70x65	2775
015		1	70x130	745
016		1	70x130	2775
017		13	70x130	745
018		8	70x130	2775
019		1	70x130	2775
020		1	70x130	2775
021		3	70x130	1120
022		3	70x130	645
023		1	70x130	4330
024		19	70x130	4330
025		2	70x130	4910

Pos		Quantity	Profil (mm)	Lenght (mm)
026		1	70x65	4330
027		1	70x130	4330
GR1	 GROUNDFRAME	4	45x90	4030
GR2	 GROUNDFRAME	2	45x90	2090
FB1	 FLOORBEAMS	6	45x90	1970
FB2	 FLOORBEAMS	2	45x90	1910
PR1	 Purlins	1	70x170	4910
	WINDOW 1000x500	1		
	DOOR 800x1900	1		
	DOOR 700x1900	1		
①	Schrauben 5x100 Fixierung des ersten Bohlenkranzes 	6		
②	Schrauben 4x60 Befestigung Fussbodenbretter 	230		
③	Schrauben 4x60 Befestigung Dachbretter 	170		
④	Schrauben 4x60 Befestigung Fussleisten/Parapet/Fenster/Türen 	200		
⑤	Gewindestange 8 mm/Mutter/U-Scheibe 	4		
⑥	Dachpappe	10+10		
⑦	Dachpappnägel 	150		
⑧	Sauna - Bodenrost 	1	40x750	1000
⑨	Sauna - Heizung Umbau (set 1) 	1		
⑩	Sauna - Saunabank 60 cm 	2	600x90	1955
⑪	Sauna - Saunabank 50 cm 	1	500x90	1355
⑫	Sauna - Bänke Zwischenstück 	1	40x300	1955
⑬	Sauna - Bänke Rücklehne 	2	40x250	1860
⑭	Sauna - Deckenisolation 	2	940x1955	
⑮	Sauna - Luftschieber 	3+3		
		File Sauna Mikko 70.dwg		

POS	ST.	B	H	L	
FB1	Vt. spetsi				 FUNDMENTHOLZER 
F1	7,8m ²	28		1955	 FUSSBODENBRETTER
PR	1	70	170	4910	 DACHBALKEN 
RB1	14,2m ²	20		2886	 DACHBRETTER
R4	2	45	45	4910	 BEFESTIGUNG DACHBRETTER/PARAPET 
SK	2	70	65		 SCHLAGKLOTZ 
SL	2 2 2	30	30	1850 1780 330	 SLIDING SLATS 
DR1 DR2	1 1	800 700	1900 1900		<div style="display: flex; justify-content: space-around; align-items: center;"> <div style="text-align: center;"> <p>P2</p>  <p>P3 P3</p> </div> <div style="text-align: center;"> <p>P4</p>  <p>P3 P3</p> <p>Sauna door</p> </div> </div>
WN1	1	1000	500		<div style="text-align: center;"> <p>P5</p>  <p>P6 P6</p> <p>P7</p> </div>
P1	22m	20	40		 Fussbodenleiste
P2	1+1	20	90	1100	 Türleiste DR1 
P3	4+4	20	90	1880	 Türleiste DR1,DR2 
P4	1+1	20	90	1000	 Türleiste DR2 
P5	1+1	20	90	1300	 Fensterleiste WN1 
P6	2+2	20	90	650	 Fensterleiste WN1 
P7	1+1	20	90	940 970	 Fensterleiste WN1 

R1	2	20	360	4 990	<p>4990 465 1015 1015 1015 1015 465 20 20 PARAPET 20x120 20x90</p>
R2	2	20	360	2 920	<p>2920 445 1015 1015 445 20 20 PARAPET 20x120 20x90</p>

Vor der Installation des Dachbretter sollte eine Deckenisolation installiert werden

